Lampiran 1 Lembar keterangan layak etik

KOMITE ETIK PENELITIAN KESEHATAN
HEALTH RESEARCH ETHICS COMMITTEE
POLTEKKES KEMENKES SURABAYA
POLTEKKES KEMENKES SURABAYA

KETERANGAN LAYAK ETIK
DESCRIPTION OF ETHICAL EXEMPTION
"ETHICAL EXEMPTION"

No.EA/876/KEPK-Poltekkes_Sby/V/2022

Protokol penelitian yang diusulkan oleh :
The research protocol proposed by

Peneliti utama : MIRNA ELSA ZUNITA
Principal In Investigator

Nama Institusi : Poltekkes Kemenkes Surabaya
Name of the Institution

Dengan judul:
Title

"HUBUNGAN INTENSITAS PELAKSANAAN PEMANTAPAN MUTU DENGAN HASIL WHOLE BLOOD CONTROL PADA PARAMETER TROMBOSIT DAN LEUKOSIT DI PUSKESMAS WILAYAH KABUPATEN LAMONGAN"

"RELATIONSHIP BETWEEN THE INTENSITY OF QUALITY ASSISTANCE WITH WHOLE BLOOD CONTROL RESULTS ON THROMBOCYTES AND LEUCOSITE PARAMETERS IN LAMONGAN REGIONAL PUSKESMAS"

Dinyatakan layak etik sesuai 7 (tujuh) Standar WHO 2011, yaitu 1) Nilai Sosial, 2) Nilai Ilmiah, 3) Pemerataan Beban dan Manfaat, 4) Risiko, 5) Bujukan/Eksploitasi, 6) Kerahasiaan dan Privacy, dan 7) Persetujuan Setelah Penjelasan, yang merujuk pada Pedoman CIOMS 2016. Hal ini seperti yang ditunjukkan oleh terpenuhinya indikator setiap standar.

Declared to be ethically appropriate in accordance to 7 (seven) WHO 2011 Standards, 1) Social Values, 2) Scientific Values, 3) Equitable Assessment and Benefits, 4) Risks, 5) Persuasion/Exploitation, 6) Confidentiality and Privacy, and 7) Informed Concent, referring to the 2016 CIOMS Guidelines. This is as indicated by the fulfillment of the indicators of each standard.

Pernyataan Laik Etik ini berlaku selama kurun waktu tanggal 05 April 2022 sampai dengan tanggal 05 April 2023.

This declaration of ethics applies during the period April 05, 2022 until April 05, 2023.

April 05, 2022
Professor and Chairperson,

Dr. Juliana Christyaningsih, Ir., M.Kes

Lampiran 2 Surat Izin Penelitian

PEMERINTAH KABUPATEN LAMONGAN

BADAN KESATUAN BANGSA DAN POLITIK

Jl. Lamongrejo No. 92 Lamongan - Kode Pos 62217
Telp. (0322) 321706 e-mail : bakesbangpol@lamongankab.go.id.
website: www.lamongankab.go.id

REKOMENDASI PENELITIAN/SURVEI/KEGIATAN
Nomor : 070/150/413.207/2022

Dasar : 1. Peraturan Menteri Dalam Negeri Nomor 64 tahun 2011 tentang Pedoman Penerbitan Rekomendasi Penelitian, sebagaimana telah diubah dengan Peraturan Menteri Dalam Negeri Nomor 7 tahun 2014, tentang Perubahan atas Peraturan Menteri Dalam Negeri Nomor 64 tahun 2011;
2. Peraturan Bupati Lamongan Nomor 83 Tahun 2020 tentang Kedudukan, Susunan Organisasi, Tugas dan Fungsi serta Tata Kerja Badan Kesatuan Bangsa dan Politik Kabupaten Lamongan.

Menimbang : Surat dari Ketua Jurusan Teknologi Laboratorium Medis Poltekkes Kemenkes Surabaya tanggal 4 Februari 2022 Nomor : PP.03.01/1/104/2022 Perihal Izin Penelitian.

Memberikan rekomendasi kepada :

a. Nama : MIRNA ELSA ZUNITA
b. NIK/NIM : 3524146002000001
c. Alamat : Dsn. Sendangagung RT 004 RW 004 Ds. Sendangagung Kec. Paciran Kab. Lamongan
d. No. HP : 082233126377
e. Pekerjaan/Instansi : Mahasiswa / Politeknik Kesehatan Kemenkes Surabaya
f. Kebangsaan : Indonesia

Untuk melakukan penelitian/survei/kegiatan dengan :

a. Judul Proposal/Kegiatan : Hubungan Intensitas Pelaksanaan Pemantapan Mutu dengan Hasil Whole Blood Control pada Parameter Trombosit dan Leukosit di Puskesmas Wilayah Kabupaten Lamongan
b. Tujuan Penelitian/Survei/Kegiatan : Penyusunan Skripsi
c. Bidang Penelitian/Survei/Kegiatan : Kesehatan
d. Penanggungjawab : MIRNA ELSA ZUNITA
e. Anggota/Peserta : -
f. Waktu Penelitian/Survei/Kegiatan : 2 Maret 2022 s.d. 2 Juni 2022
g. Lokasi Penelitian/Survei/Kegiatan : 1. Dinas Kesehatan Kab. Lamongan
2. UPT Puskesmas se-Kab. Lamongan

Dengan ketentuan :

a. Berkewajiban menghormati dan menaati peraturan dan tata tertib di Lokasi Penelitian/Survei/Kegiatan.
b. Pelaksanaan Kegiatan agar tidak disalahgunakan untuk tujuan tertentu yang dapat mengganggu kestabilan keamanan dan ketertiban di lokasi Penelitian/Survei/Kegiatan;
c. Wajib melaporkan hasil penelitian dan sejenisnya kepada Bupati Lamongan melalui Badan Kesatuan Bangsa dan Politik Kabupaten Lamongan, selambat-lambatnya 6 (enam) bulan setelah penelitian dilaksanakan.
d. Menaati segala ketentuan yang ditetapkan Satgas Covid-19 setempat dalam rangka penanganan Pandemi Covid-19.

Demikian rekomendasi ini dibuat untuk dipergunakan seperlunya.

Lamongan, 1 Maret 2022

a.n. KEPALA BADAN KESATUAN BANGSA DAN POLITIK
KABUPATEN LAMONGAN
SEKRETARIS,

Drs. PURWO HANDIYONO, MM.
Pembina Tk. I
NIP. 19690408 199803 1 016

TEMBUSAN :
Yth. 1. Bpk. Bupati Lamongan (sebagai laporan)
2. Sdr. Kepala Bappelitbang Daerah Kab. Lamongan
3. Sdr. Kepala UPT Puskesmas se-Kab. Lamongan
4. Sdr. Ketua Jurusan Teknologi Laboratorium Medis Poltekkes Kemenkes Surabaya

Lampiran 3 Surat izin penilitian

PEMERINTAH KABUPATEN LAMONGAN
DINAS KESEHATAN
Jalan Dr. Wahidin Sudiro Husodo Nomor 57 Lamongan 62211
Telp. (0322) 321338,Fax (0322)321338
E-mail : dinkes@lamongankab.go.id Website : www.lamongankab.go.id

Lamongan, 04 April 2022

Nomor : 070/285/413.102/2022
Lamp. : -
Perihal : ***Persetujuan Ijin Penelitian***

Kepada
Yth. Kepala Puskesmas
.....
Di-
.....

Menindaklanjuti surat dari Kepala Badan Kesatuan Bangsa dan Politik Kabupaten Lamongan nomor : 070/150/413.207/2022, tanggal 01 Maret 2022, perihal Rekomendasi Ijin Penelitian, maka bersama ini kami sampaikan bahwa pada prinsipnya tidak keberatan dan memberikan Ijin oleh :

Nama	:	**MIRNA ELSA ZUNITA**
NIM	:	3524146002000001
Alamat	:	Dsn. Sendangagung Rt.004 Rw.004 Ds. Sendangagung Kec. Paciran Kab. Lamongan
Pekerjaan / Jabatan	:	Mahasiswa Politeknik Kesehatan Kemenkes Surabaya
Judul	:	Hubungan Intensitas Pelaksanaan Pemantapan Mutu dengan Hasil Whole Blood Control pada Parameter Trombosit dan Leukosit di Puskesmas Wilayah Kabupaten Lamongan
Lokasi	:	Puskesmas .....
Waktu / Tanggal	:	02 Maret s/d 02 Juni 2022
Peserta	:	-

Dengan ketentuan-ketentuan sebagai berikut :

1. Mentaati ketentuan-ketentuan yang berlaku dalam hukum di Kabupaten Lamongan;
2. Menjaga tata tertib, keamanan, kesopanan dan kesusilaan serta menghindari pernyataan-pernyataan baik dengan lisan maupun tulisan/lukisan yang dapat melukai/menyinggung perasaan atau menghina agama, bangsa dan negara dari suatu golongan tertentu;
3. Tidak diperkenankan menjalankan kegiatan-kegiatan diluar ketentuan yang telah ditetapkan;
4. Setelah berakhirnya kegiatan PKL diwajibkan melaporkan hasil kegiatannya kepada Pimpinan tempat kegiatan praktek dengan tembusan kepada Kepala Dinas Kesehatan Kab. Lamongan Cq. Kasubbag Program dan Evaluasi.

Demikian untuk menjadikan maklum dan atas kerjasamanya disampaikan terima kasih.

An. KEPALA DINAS KESEHATAN
KABUPATEN LAMONGAN
Sekretaris

dr. HERWIDHIYAH SHIDAYATRI
Pembina
NIP : 19720920 200212 2 002

TEMBUSAN : disampaikan kepada Yth.

1. Sdr, MIRNA ELSA ZUNITA
2. Arsip

Lampiran 4 Lembar Penerimaan Bahan Kontrol Puskesmas

NO.	Nama Puskesmas	Tanggal Pengiriman	Tanggal Pemeriksaan	Catatan Suhu	Jenis Alat	ttd
1	Puskesmas Turi	27-04-2022	09.30 27-04-2022	5.0°c	xp-10 sysmex	
2	Puskesmas Deket	27-04-22	10.08 27-04-2022	4.0°c	xp-10 sysmex	
3	Puskesmas Lamongan	27-04-22	11.00 27-04-22	4.3°c	BC-10 Mindray	
4	Puskesmas Tikung	28-04-22	08.50 28-04-22	4.0°c	SFRI ~~Mindray~~	
5	Puskesmas Kembang bahu	28-04-22	28-04-22	5.6°c	xp-10 sysmex	
6	Puskesmas Dermo lamongan	28-04-22	28-04-22	6.2°c	mythic 18	
7	Puskesmas Sumberaji	28-04-22	28-04-22	6.4°c	zybio z3	
8	Puskesmas Sukodadi	28-04-22	28-04-22	8.0°c	SFRI	
9	Puskesmas Laren	09-05-22	09-05-22	3.9°c	xp-100 sysmex	
10	Puskesmas Maduran	09-05-22	09-05-22	4.6°c	xp-100 sysmex	
11	Puskesmas Sekaran	09-05-22	09-05-22	4.7°c	xp-100 sysmex swelab	
12	Puskesmas kali tengah	09-05-22	09-05-22	5.0°c	xp-100 sysmex	
13	Puskesmas Hogo sadang	09-05-22	10-05-22	5.0°c	xp-100 sysmex	
14	Puskesmas Brondong	10-05-22	10-05-22	5.0°c	BC-2800 Mindray	
15	Puskesmas Karang binangun	10-05-22	10-05-22	3.8°c	Alfa swelab	
16.	Puskesmas glagah	10-05-22	10-05-22	4.7°c	swelab	
17.	Puskesmas kr. geneng	11-05-22	11-05-22	5.0°c	xp-100 Sysmex	
18	Puskesmas pa-yaman	12-05-22	12-05-22	3.8°c	xp-100 sysmex	
19	Puskesmas pa ciran	12-05-22	12-05-22	4.0°c	xp-100 sysmex	

Lampiran 5 Contoh Pengisian Lembar Persetujuan Pengisian Kuisioner

SURAT PERNYATAAN PERSETUJUAN PENELITIAN

Saya yang bertanda tangan di bawah ini :

Nama : PUSKESMAS LAMONGAN

No Telpon : (0322) 321 356

Alamat : Jl. Veteran No. 55 Lamongan

Masyarakat setuju dan bersedia untuk terlibat dalam penelitian yang Berjudul "Hubungan Intensitas Pelaksanaan Pemantapan Mutu Dengan Hasil *Whole Blood Control* Pada Parameter Trombosit Dan Leukosit Di Puskesmas Wilayah Kabupaten Lamongan" guna memberikan keterangan mengenai laboratorium Puskesmas untuk kepentingan penelitian skripsi yang disusun oleh :

Nama : Mirna Elsa Zunita

NIM : P27834118020

Prodi/jurusan : D4 /Analis Kesehatan Poltekkes Kemenkes Surabaya

Dalam kegiatan ini, saya telah menyadari, memahami, dan menerima bahwa :

1. Saya diminta untuk memberikan informasi yang sejujur-jujurnya.
2. Identitas dan informasi yang saya berikan tidak akan disampaikan secara terbuka kepada umum
3. Saya menyetujui adanya pendokumentasian selama penelitian beralangsung
4. Guna menunjang kelancaran penelitian yang akan dilaksanakan,maka segala hal yang terkait dengan waktu dan tempat akan disepakati bersama.

Dalam menandatangani lembar ini, Saya tidak ada paksaan dari pihak manapun sehingga Saya bersedia untuk mengikuti penelitian.

Surabaya, 27. 04. 2022

Mengetahui,

Peneliti	Partisipan
(MIRNA ELSA)	(Arhanti Nugraheni)

Lampiran 6 Contoh Pengisian Kuisioner

KUISIONER PENELITIAN

HUBUNGAN INTENSITAS PELAKSANAAN PEMANTAPAN MUTU DENGAN HASIL PEMERIKSAAN *WHOLE BLOOD CONTROL* PADA PARAMETER TROMBOSIT DAN LEUKOSIT DI PUSKESMAS WILAYAH KABUPATEN LAMONGAN

Data Responden

Identitas puskesmas

Nama puskesmas : Puskesmas Lamongan

Alamat : Jl. Veteran No 55 Lamongan

No. telp : (0322) 321356

E-mail : www.pkmlamongan@yahoo.com

Pertanyaan Penelitian

petunjuk pengisian : Berikan tanda checklist (√) pada kolom yang telah disediakan terhadap daftar pertanyaan yang tertera di bawah ini.

No.	Pertanyaan	Pilihan jawaban			
		1	2	3	4
1.	Kapan Puskesmas melakukan pemeriksaan *whole blood control*? Keterangan : 1 = Tidak pernah/hanya sekali 2 = Dilakukan dalam rentang waktu bulanan 3 = Dilakukan dalam rentang waktu mingguan 4 = Dilakukan rutin setiap hari			√	

Lampiran 7 Contoh Pengisian Kuisioner

2.	Apabila hasil pemeriksaan *out of control*, seberapa sering puskesmas melakukan evaluasi dan tindakan perbaikan? Keterangan : 1 = Tidak pernah dilakukan 2 = Hanya sesekali/jarang 3 = Cukup sering dilakukan 4 = Selalu dilakukan				✓
3.	Berapa kali puskesmas melakukan pelaksanaan PME (Pemantapan Mutu Eksternal) pada laboratorium hematologi? 1 = Tidak pernah dilakukan 2 = Beberapa tahun sekali 3 = 1 siklus dalam setahun/cukup sering 4 = 2 siklus dalam setahun/selalu ikut serta dalam pelaksanaan PME				✓

Lampiran 8 Hasil Pemeriksaan *Whole Blood Control*

1. Puskesmas A

High

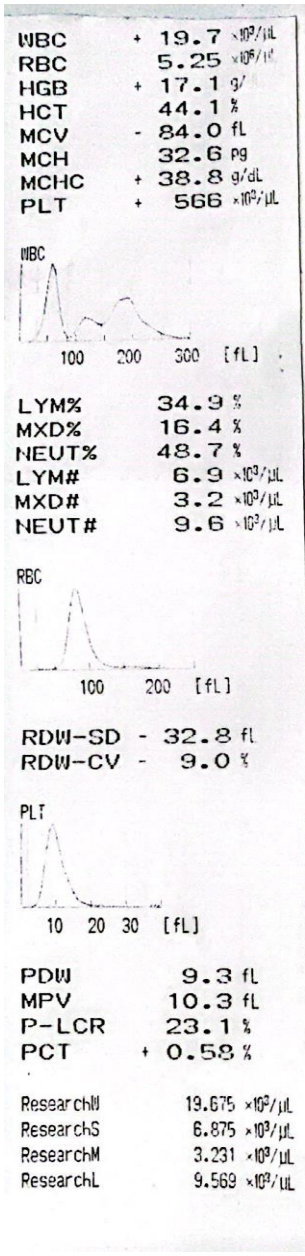

WBC	+	19.7 ×10³/μL
RBC		5.25 ×10⁶/μL
HGB	+	17.1 g/
HCT		44.1 %
MCV	-	84.0 fL
MCH		32.6 pg
MCHC	+	38.8 g/dL
PLT	+	566 ×10³/μL

WBC

100 200 300 [fL]

LYM%		34.9 %
MXD%		16.4 %
NEUT%		48.7 %
LYM#		6.9 ×10³/μL
MXD#		3.2 ×10³/μL
NEUT#		9.6 ×10³/μL

RBC

100 200 [fL]

RDW-SD	-	32.8 fL
RDW-CV	-	9.0 %

PLT

10 20 30 [fL]

PDW		9.3 fL
MPV		10.3 fL
P-LCR		23.1 %
PCT	+	0.58 %

ResearchW	19.675 ×10³/μL
ResearchS	6.875 ×10³/μL
ResearchM	3.231 ×10³/μL
ResearchL	9.569 ×10³/μL

Normal



WBC		7.8 ×10³/μL
RBC		4.34 ×10⁶/μL
HGB		12.8 g/dL
HCT		33.9 %
MCV	-	78.1 fL
MCH		29.5 pg
MCHC	+	37.8 g/dL
PLT		241 ×10³/μL

WBC

100 200 300 [fL]

LYM%		29.2 %
MXD%		9.4 %
NEUT%		61.4 %
LYM#		2.3 ×10³/μL
MXD#		0.7 ×10³/μL
NEUT#		4.8 ×10³/μL

RBC

100 200 [fL]

RDW-SD	-	31.0 fL
RDW-CV	-	8.9 %

PLT

10 20 30 [fL]

PDW		9.5 fL
MPV		10.1 fL
P-LCR		22.2 %
PCT		0.24 %

ResearchW	7.784 ×10³/μL
ResearchS	2.278 ×10³/μL
ResearchM	0.733 ×10³/μL
ResearchL	4.773 ×10³/μL

Low

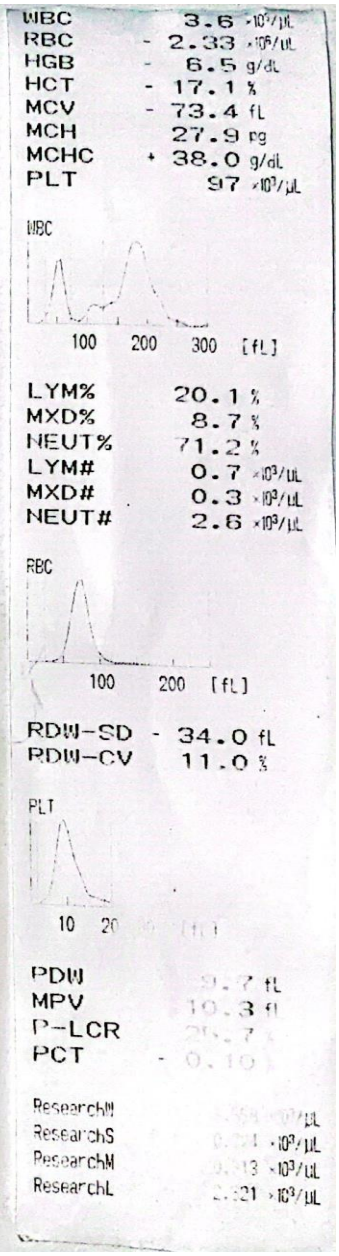

WBC		3.6 ×10³/μL
RBC	-	2.33 ×10⁶/μL
HGB	-	6.5 g/dL
HCT	-	17.1 %
MCV	-	73.4 fL
MCH		27.9 pg
MCHC	+	38.0 g/dL
PLT		97 ×10³/μL

WBC

100 200 300 [fL]

LYM%		20.1 %
MXD%		8.7 %
NEUT%		71.2 %
LYM#		0.7 ×10³/μL
MXD#		0.3 ×10³/μL
NEUT#		2.6 ×10³/μL

RBC

100 200 [fL]

RDW-SD	-	34.0 fL
RDW-CV		11.0 %

PLT

10 20 [fL]

PDW		[illegible] fL
MPV		10.3 fL
P-LCR		[illegible] %
PCT	-	0.10 [illegible]

ResearchW	[illegible] ×10³/μL
ResearchS	[illegible] ×10³/μL
ResearchM	[illegible] ×10³/μL
ResearchL	[illegible] ×10³/μL

Lampiran 9 Hasil Pemeriksaan *Whole Blood Control*

2. Puskesmas B

High

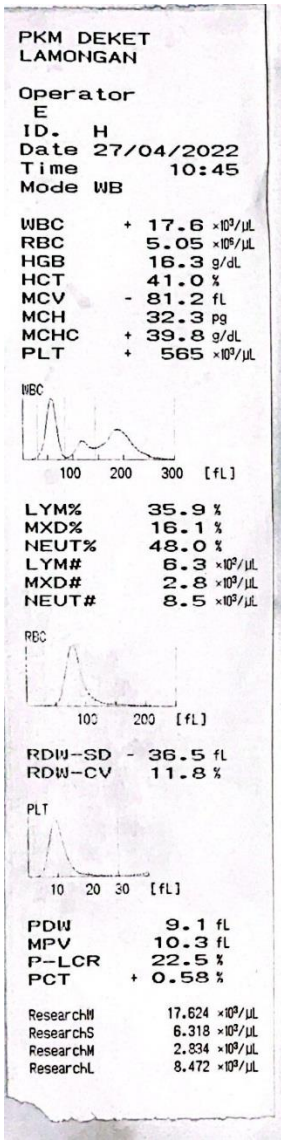

PKM DEKET
LAMONGAN

Operator
E
ID. H
Date 27/04/2022
Time 10:45
Mode WB

WBC	+	17.6	×10³/μL
RBC		5.05	×10⁶/μL
HGB		16.3	g/dL
HCT		41.0	%
MCV	-	81.2	fL
MCH		32.3	pg
MCHC	+	39.8	g/dL
PLT	+	565	×10³/μL

WBC
100 200 300 [fL]

LYM%		35.9	%
MXD%		16.1	%
NEUT%		48.0	%
LYM#		6.3	×10³/μL
MXD#		2.8	×10³/μL
NEUT#		8.5	×10³/μL

RBC
100 200 [fL]

RDW-SD	-	36.5	fL
RDW-CV		11.8	%

PLT
10 20 30 [fL]

PDW		9.1	fL
MPV		10.3	fL
P-LCR		22.5	%
PCT	+	0.58	%

ResearchW	17.624	×10³/μL
ResearchS	6.318	×10³/μL
ResearchM	2.834	×10³/μL
ResearchL	8.472	×10³/μL

Normal

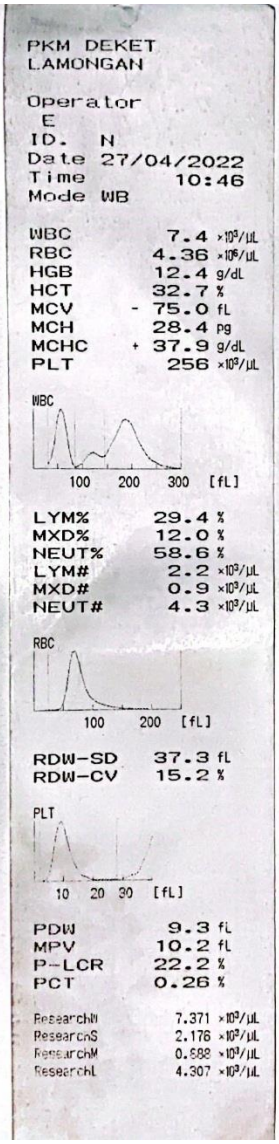

PKM DEKET
LAMONGAN

Operator
E
ID. N
Date 27/04/2022
Time 10:46
Mode WB

WBC		7.4	×10³/μL
RBC		4.36	×10⁶/μL
HGB		12.4	g/dL
HCT		32.7	%
MCV	-	75.0	fL
MCH		28.4	pg
MCHC	+	37.9	g/dL
PLT		256	×10³/μL

WBC
100 200 300 [fL]

LYM%		29.4	%
MXD%		12.0	%
NEUT%		58.6	%
LYM#		2.2	×10³/μL
MXD#		0.9	×10³/μL
NEUT#		4.3	×10³/μL

RBC
100 200 [fL]

RDW-SD		37.3	fL
RDW-CV		15.2	%

PLT
10 20 30 [fL]

PDW		9.3	fL
MPV		10.2	fL
P-LCR		22.2	%
PCT		0.26	%

ResearchW	7.371	×10³/μL
ResearchS	2.176	×10³/μL
ResearchM	0.588	×10³/μL
ResearchL	4.307	×10³/μL

Low

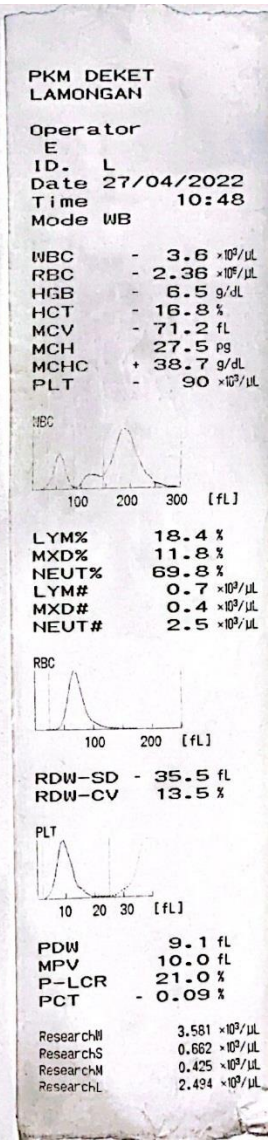

PKM DEKET
LAMONGAN

Operator
E
ID. L
Date 27/04/2022
Time 10:48
Mode WB

WBC	-	3.6	×10³/μL
RBC	-	2.36	×10⁶/μL
HGB	-	6.5	g/dL
HCT	-	16.8	%
MCV	-	71.2	fL
MCH		27.5	pg
MCHC	+	38.7	g/dL
PLT	-	90	×10³/μL

WBC
100 200 300 [fL]

LYM%		18.4	%
MXD%		11.8	%
NEUT%		69.8	%
LYM#		0.7	×10³/μL
MXD#		0.4	×10³/μL
NEUT#		2.5	×10³/μL

RBC
100 200 [fL]

RDW-SD	-	35.5	fL
RDW-CV		13.5	%

PLT
10 20 30 [fL]

PDW		9.1	fL
MPV		10.0	fL
P-LCR		21.0	%
PCT	-	0.09	%

ResearchW	3.581	×10³/μL
ResearchS	0.662	×10³/μL
ResearchM	0.425	×10³/μL
ResearchL	2.494	×10³/μL

Lampiran 10 Hasil Pemeriksaan *Whole Blood Control*

3. Puskesmas C

High (1) Normal (2) Low (3)

	232	233	234	235	236	237*
Sample ID	3	Background	1	2	3	Background
Sample State						
WBC	H 16.2 R	0.0	H 19.8 R	7.6 R	L 3.8 R	0.0
Lymph#	32 R		H 70 R	22 R	L 7 R	
Mid#	6 R		H 23 R	6 R	3 R	
Gran#	H 124 R		H 105 R	48 R	28 R	
Lymph%	L 19.6 R		35.4 R	28.5 R	L 18.6 R	
Mid%	3.8 R		11.5 R	8.4 R	7.4 R	
Gran%	H 76.6 R		53.1 R	63.1 R	H 74.0 R	
RBC	5.04 R	0.00	5.22 R	4.37 R	L 2.24 R	0.00
HGB	13.2 R	0.0	H 17.6 R	13.1 R	L 6.3 R	0.0
HCT	0.391 R	0.000	0.506 R	0.392 R	L 0.191 R	0.000

	232	233	234	235	236	237*
ample ID	3	Background	1	2	3	Background
mple State						
Gran%	H 76.6 R		53.1 R	63.1 R	H 74.0 R	
RBC	5.04 R	0.00	5.22 R	4.37 R	L 2.24 R	0.00
HGB	13.2 R	0.0	H 17.6 R	13.1 R	L 6.3 R	0.0
HCT	0.391 R	0.000	0.506 R	0.392 R	L 0.191 R	0.000
MCV	L 77.7 R		96.9 R	89.6 R	85.2 R	
MCH	L 26.2 R		33.6 R	29.9 R	28.1 R	
MCHC	33.7 R		34.7 R	33.4 R	33.0 R	
RDW-CV	0.127 R		0.137 R	0.141 R	0.158 R	
RDW-SD	L 32.2 R		43.0 R	40.8 R	43.4 R	
PLT	248 R	0	H 555 R	211 R	L 72 R	0

Lampiran 11 Hasil Pemeriksaan *Whole Blood Control*

4. Puskesmas D

High

high

Puskesmas Tikung
Hematology Report

ID No.:000000002
Rec No.:
Test Time:28-04-2022
Name:
Gender:
Age:
Dept.:
Bed No.:
Send by:
Test by:
Approved:

Item	Result	Unit	Range Ala
WBC	16.4	10^3/uL	4.0-10.0
LYM%	30.2	%	20.0-40.0
MID%	19.7	%	1.0-15.0
GRAN%	50.1	%	50.0-70.0
LYM#	5.0	10^3/uL	0.6-4.1
MID#	3.2	10^3/uL	0.1-1.8
GRAN#	8.2	10^3/uL	2.0-7.8
RBC	4.41	10^6/uL	3.50-5.50
HGB	16.0	g/dL	11.0-16.0
HCT	44.0	%	36.0-48.0
MCV	99.9	fL	80.0-99.0
MCH	36.2	pg	26.0-32.0
MCHC	36.3	g/dL	32.0-36.0
RDW-SD	51.3	fL	37.0-54.0
RDW-CV	14.8	%	11.5-14.5
PLT	590	10^3/uL	150-450
MPV	10.5	fL	7.4-10.4
PDW	12.3	%	10.0-17.0
PCT	0.61	%	0.10-0.28
P-LCR	16.1	%	13.0-43.0

Normal

Puskesmas Tikung
Hematology Report

ID No.:000000003
Rec No.:
Test Time:28-04-2022
Name:
Gender:
Age:
Dept.:
Bed No.:
Send by:
Test by:
Approved:

Item	Result	Unit	Range Ala
WBC	6.7	10^3/uL	4.0-10.0
LYM%	25.8	%	20.0-40.0
MID%	11.4	%	1.0-15.0
GRAN%	62.8	%	50.0-70.0
LYM#	1.7	10^3/uL	0.6-4.1
MID#	0.8	10^3/uL	0.1-1.8
GRAN#	4.2	10^3/uL	2.0-7.8
RBC	3.53	10^6/uL	3.50-5.50
HGB	11.6	g/dL	11.0-16.0
HCT	33.0	%	36.0-48.0
MCV	93.7	fL	80.0-99.0
MCH	32.8	pg	26.0-32.0
MCHC	35.1	g/dL	32.0-36.0
RDW-SD	49.2	fL	37.0-54.0
RDW-CV	15.1	%	11.5-14.5
PLT	241	10^3/uL	150-450
MPV	10.3	fL	7.4-10.4
PDW	13.1	%	10.0-17.0
PCT	0.24	%	0.10-0.28
P-LCR	15.5	%	13.0-43.0

Low

Puskesmas Tikung
Hematology Report

ID No.:000000004
Rec No.:
Test Time:28-04-2022
Name:
Gender:
Age:
Dept.:
Bed No.:
Send by:
Test by:
Approved:

Item	Result	Unit	Range Ala
WBC	3.5	10^3/uL	4.0-10.0
LYM%	17.2	%	20.0-40.0
MID%	12.3	%	1.0-15.0
GRAN%	70.5	%	50.0-70.0
LYM#	0.6	10^3/uL	0.6-4.1
MID#	0.4	10^3/uL	0.1-1.8
GRAN#	2.5	10^3/uL	2.0-7.8
RBC	1.91	10^6/uL	3.50-5.50
HGB	5.5	g/dL	11.0-16.0
HCT	17.0	%	36.0-48.0
MCV	89.2	fL	80.0-99.0
MCH	28.7	pg	26.0-32.0
MCHC	32.3	g/dL	32.0-36.0
RDW-SD	49.2	fL	37.0-54.0
RDW-CV	15.9	%	11.5-14.5
PLT	96	10^3/uL	150-450
MPV	10.0	fL	7.4-10.4
PDW	10.5	%	10.0-17.0
PCT	0.09	%	0.10-0.28
P-LCR	12.3	%	13.0-43.0

Lampiran 12 Hasil Pemeriksaan *Whole Blood Control*

5. Puskesmas E

High

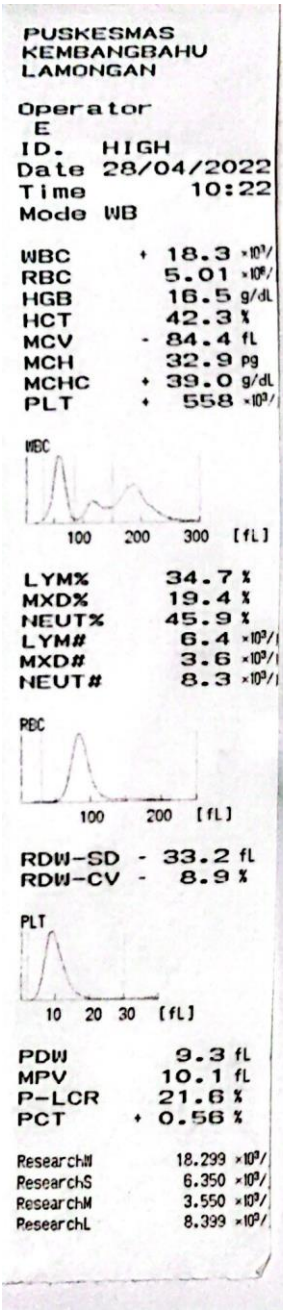

PUSKESMAS
KEMBANGBAHU
LAMONGAN

Operator
E
ID. HIGH
Date 28/04/2022
Time 10:22
Mode WB

WBC	+	18.3	×10³/
RBC		5.01	×10⁶/
HGB		16.5	g/dL
HCT		42.3	%
MCV	-	84.4	fL
MCH		32.9	pg
MCHC	+	39.0	g/dL
PLT	+	558	×10³/

WBC
100 200 300 [fL]

LYM%		34.7	%
MXD%		19.4	%
NEUT%		45.9	%
LYM#		6.4	×10³/
MXD#		3.6	×10³/
NEUT#		8.3	×10³/

RBC
100 200 [fL]

RDW-SD	-	33.2	fL
RDW-CV	-	8.9	%

PLT
10 20 30 [fL]

PDW		9.3	fL
MPV		10.1	fL
P-LCR		21.6	%
PCT	+	0.56	%

ResearchW	18.299	×10³/
ResearchS	6.350	×10³/
ResearchM	3.550	×10³/
ResearchL	8.399	×10³/

Normal

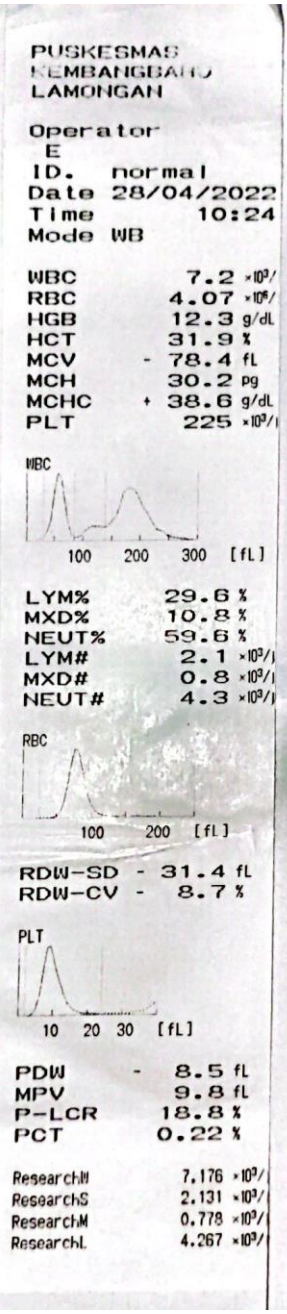

PUSKESMAS
KEMBANGBAHU
LAMONGAN

Operator
E
ID. normal
Date 28/04/2022
Time 10:24
Mode WB

WBC		7.2	×10³/
RBC		4.07	×10⁶/
HGB		12.3	g/dL
HCT		31.9	%
MCV	-	78.4	fL
MCH		30.2	pg
MCHC	+	38.6	g/dL
PLT		225	×10³/

WBC
100 200 300 [fL]

LYM%		29.6	%
MXD%		10.8	%
NEUT%		59.6	%
LYM#		2.1	×10³/
MXD#		0.8	×10³/
NEUT#		4.3	×10³/

RBC
100 200 [fL]

RDW-SD	-	31.4	fL
RDW-CV	-	8.7	%

PLT
10 20 30 [fL]

PDW	-	8.5	fL
MPV		9.8	fL
P-LCR		18.8	%
PCT		0.22	%

ResearchW	7.176	×10³/
ResearchS	2.131	×10³/
ResearchM	0.778	×10³/
ResearchL	4.267	×10³/

Low

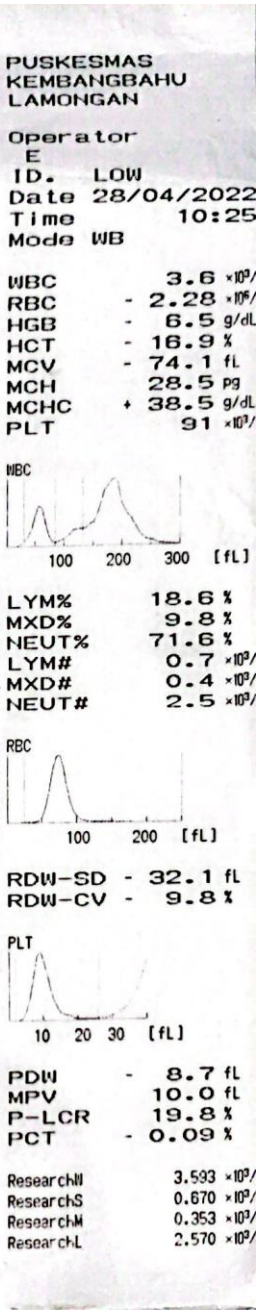

PUSKESMAS
KEMBANGBAHU
LAMONGAN

Operator
E
ID. LOW
Date 28/04/2022
Time 10:25
Mode WB

WBC		3.6	×10³/
RBC	-	2.28	×10⁶/
HGB	-	6.5	g/dL
HCT	-	16.9	%
MCV	-	74.1	fL
MCH		28.5	pg
MCHC	+	38.5	g/dL
PLT		91	×10³/

WBC
100 200 300 [fL]

LYM%		18.6	%
MXD%		9.8	%
NEUT%		71.6	%
LYM#		0.7	×10³/
MXD#		0.4	×10³/
NEUT#		2.5	×10³/

RBC
100 200 [fL]

RDW-SD	-	32.1	fL
RDW-CV	-	9.8	%

PLT
10 20 30 [fL]

PDW	-	8.7	fL
MPV		10.0	fL
P-LCR		19.8	%
PCT	-	0.09	%

ResearchW	3.593	×10³/
ResearchS	0.670	×10³/
ResearchM	0.353	×10³/
ResearchL	2.570	×10³/

Lampiran 13 Hasil Pemeriksaan *Whole Blood Control*

6. Puskesmas F

High

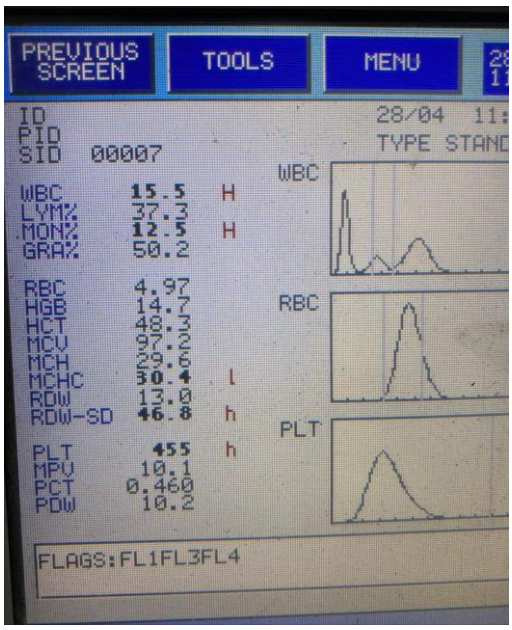

Normal

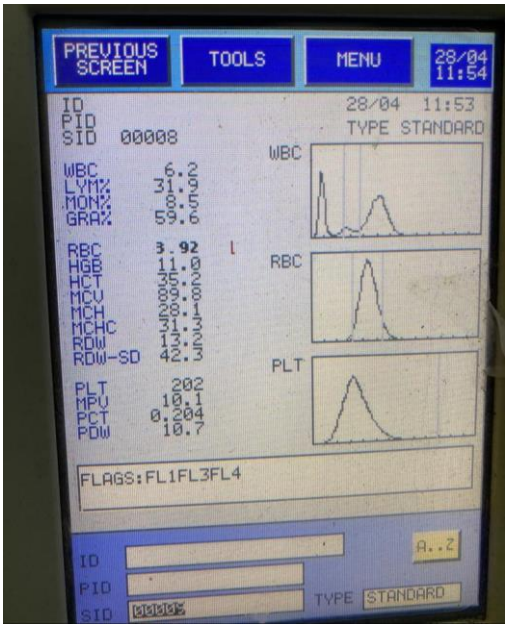

Low

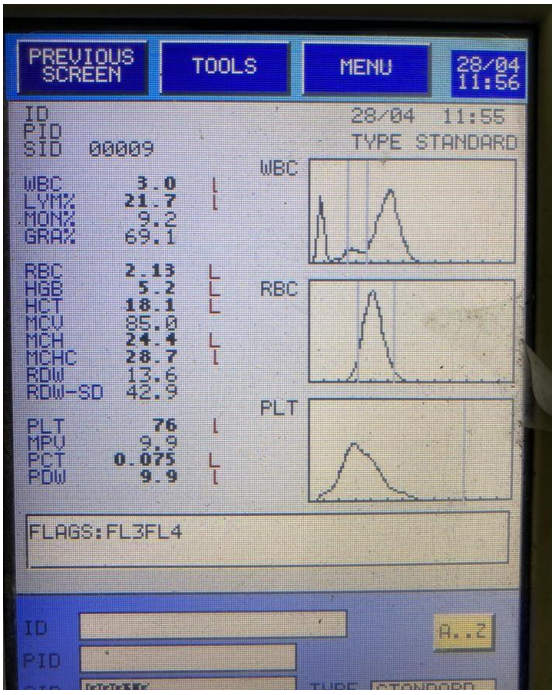

Lampiran 14 Hasil Pemeriksaan *Whole Blood Control*

7. Puskesmas G

High

PKM SUMBERAJI

Name:
Gender:
Age:
Sample ID: 2
Patient ID: high
Dept. :
Tester: admin
Deliverer:
Auditor:
Test Time: 28-04-2022 12:05
Print Time: 28-04-2022 12:10
Remarks:

Para.	Result		Unit
WBC	20.13	I	10^3/uL
Lym#	7.47	I	10^3/uL
Mid#	1.59	I	10^3/uL
Gran#	11.07	I	10^3/uL
Lym%	37.1		%
Mid%	7.9		%
Gran%	55.0		%
RBC	5.67		10^6/uL
HGB	17.4		g/dL
HCT	56.5	I	%
MCV	99.6		fL
MCH	30.6		pg
MCHC	30.8	I	g/dL
RDW-CV	14.2		%
RDW-SD	47.5		fL
PLT	511	I	10^3/uL
MPV	10.7		fL
PDW	13.9		fL
PCT	0.545	I	%
P-LCC	158	I	10^3/uL
P-LCR	30.9		%

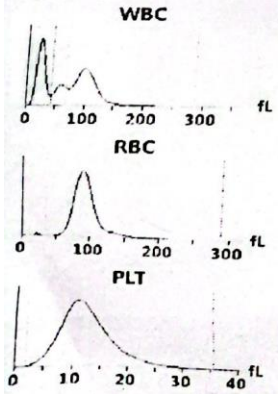

Normal

PKM SUMBERAJI

Name:
Gender:
Age:
Sample ID: 3
Patient ID: normal
Dept. :
Tester: admin
Deliverer:
Auditor:
Test Time: 28-04-2022 12:07
Print Time: 28-04-2022 12:10
Remarks:

Para.	Result	Unit
WBC	7.55	10^3/uL
Lym#	2.40	10^3/uL
Mid#	0.41	10^3/uL
Gran#	4.74	10^3/uL
Lym%	31.8	%
Mid%	5.4	%
Gran%	62.8	%
RBC	4.54	10^6/uL
HGB	13.0	g/dL
HCT	41.1	%
MCV	90.5	fL
MCH	28.7	pg
MCHC	31.7	g/dL
RDW-CV	14.3	%
RDW-SD	44.1	fL
PLT	232	10^3/uL
MPV	10.6	fL
PDW	13.8	fL
PCT	0.247	%
P-LCC	72	10^3/uL
P-LCR	31.0	%

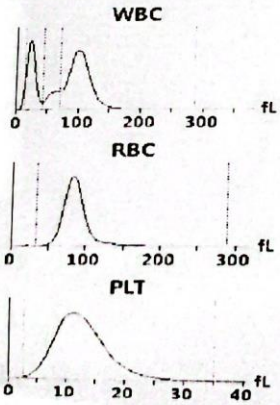

Low

Sample ID. 4
Patient ID: low
Dept. :
Tester: admin
Deliverer:
Auditor:
Test Time. 28-04-2022 12:08
Print Time. 28-04-2022 12:10
Remarks:

Para.	Result		Unit
WBC	3.76		10^3/uL
Lym#	0.77	I	10^3/uL
Mid#	0.21		10^3/uL
Gran#	2.78		10^3/uL
Lym%	20.6		%
Mid%	5.5		%
Gran%	73.9		%
RBC	2.33	I	10^6/uL
HGB	6.5	I	g/dL
HCT	19.6	I	%
MCV	84.2		fL
MCH	27.7		pg
MCHC	33.0		g/dL
RDW-CV	15.9		%
RDW-SD	46.4		fL
PLT	91	I	10^3/uL
MPV	10.9		fL
PDW	13.2		fL
PCT	0.099	I	%
P-LCC	29	I	10^3/uL
P-LCR	31.6		%

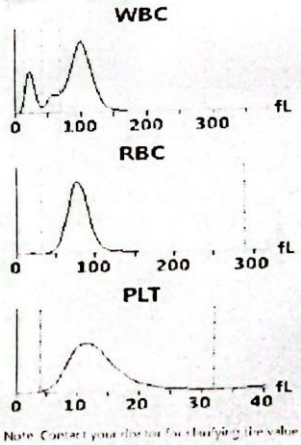

\

Lampiran 15 Hasil Pemeriksan *Whole Blood Control*

8. Puskesmas H

High

Puskesmas Sukodadi
Hematology Report

D No.:000000001
Rec No.:
Test Time:28-04-2022
Name:
Gender: High
Age:
Dept.:
Bed No.:
Send by:
Test by:
Approved:

Item	Result	Unit	Range Alarm
WBC	16.7	10^3/uL	4.0-10.0 ↑
LYM%	29.8	%	20.0-50.0
MID%	20.8	%	1.0-15.0 ↑
GRAN%	49.4	%	40.0-70.0
LYM#	5.0	10^3/uL	0.6-4.1 ↑
MID#	3.5	10^3/uL	0.1-1.8 ↑
GRAN#	8.2	10^3/uL	2.0-7.8 ↑
RBC	5.66	10^6/uL	3.50-5.50↑
HGB	17.2	g/dL	11.0-16.0↑
HCT	52.0	%	36.0-48.0↑
MCV	91.9	fL	80.0-99.0
MCH	30.3	pg	26.0-32.0
MCHC	33.0	g/dL	30.0-46.0
RDW-SD	55.6	fL	37.0-59.0
RDW-CV	16.7	%	11.5-20.5
PLT	631	10^3/uL	100-300 ↑
MPV	10.3	fL	6.4-10.4
PDW	12.8	%	10.0-17.0
PCT	0.64	%	0.10-0.28↑
P-LCR	17.7	%	13.0-43.0

Normal

Puskesmas Sukodadi
Hematology Report

ID No.:000000002
Rec No.:
Test Time:28-04-2022
Name:
Gender: Normal
Age:
Dept.:
Bed No.:
Send by:
Test by:
Approved:

Item	Result	Unit	Range Alarm
WBC	6.9	10^3/uL	4.0-10.0
LYM%	25.4	%	20.0-50.0
MID%	13.8	%	1.0-15.0
GRAN%	60.8	%	40.0-70.0
LYM#	1.8	10^3/uL	0.6-4.1
MID#	1.0	10^3/uL	0.1-1.8
GRAN#	4.1	10^3/uL	2.0-7.8
RBC	4.68	10^6/uL	3.50-5.50
HGB	12.6	g/dL	11.0-16.0
HCT	40.2	%	36.0-48.0
MCV	85.9	fL	80.0-99.0
MCH	26.9	pg	26.0-32.0
MCHC	31.3	g/dL	30.0-46.0
RDW-SD	53.4	fL	37.0-59.0
RDW-CV	17.1	%	11.5-20.5
PLT	280	10^3/uL	100-300
MPV	9.9	fL	6.4-10.4
PDW	12.5	%	10.0-17.0
PCT	0.27	%	0.10-0.28
P-LCR	16.6	%	13.0-43.0

Low

Puskesmas Sukodadi
Hematology Report

ID No.:000000003
Rec No.:
Test Time:28-04-2022
Name:
Gender:
Age: Low
Dept.:
Bed No.:
Send by:
Test by:
Approved:

Item	Result	Unit	Range Alarm
WBC	3.5	10^3/uL	4.0-10.0 ↓
LYM%	16.3	%	20.0-50.0↓
MID%	13.6	%	1.0-15.0
GRAN%	70.1	%	40.0-70.0↑
LYM#	0.6	10^3/uL	0.6-4.1
MID#	0.5	10^3/uL	0.1-1.8
GRAN#	2.4	10^3/uL	2.0-7.8
RBC	2.60	10^6/uL	3.50-5.50↓
HGB	6.5	g/dL	11.0-16.0↓
HCT	20.9	%	36.0-48.0↓
MCV	80.7	fL	80.0-99.0
MCH	25.0	pg	26.0-32.0↓
MCHC	31.1	g/dL	30.0-46.0
RDW-SD	51.3	fL	37.0-59.0
RDW-CV	17.3	%	11.5-20.5
PLT	146	10^3/uL	100-300
MPV	9.3	fL	6.4-10.4
PDW	12.8	%	10.0-17.0
PCT	0.13	%	0.10-0.28
P-LCR	14.5	%	13.0-43.0

Lampiran 16 Hasil Pemeriksaan *Whole Blood Control*

9. Puskesmas I

High

UPT.PKM.LAREN
JL.R.GAMPANG.S
08113544763

Operator

ID. HIGH
Date 09/05/2022
Time 10:16
Mode WB

WBC	+	19.4	×10³/μL
RBC		5.22	×10⁶/μL
HGB	+	17.2	g/dL
HCT		43.8	%
MCV	-	83.9	fL
MCH		33.0	pg
MCHC	+	39.3	g/dL
PLT	+	514	×10³/μL
LYM%		36.0	%
MXD%		16.7	%
NEUT%		47.3	%
LYM#		7.0	×10³/μL
MXD#		3.2	×10³/μL
NEUT#		9.2	×10³/μL
RDW-SD	-	33.5	fL
RDW-CV	-	9.2	%
PDW		9.0	fL
MPV		10.1	fL
P-LCR		21.0	%
PCT	+	0.52	%
ResearchW		19.374	×10³/μL
ResearchS		6.984	×10³/μL
ResearchM		3.240	×10³/μL
ResearchL		9.150	×10³/μL

Normal

UPT.PKM.LAREN
JL.R.GAMPANG.S
08113544763

Operator

ID. NORMAL
Date 09/05/2022
Time 10:18
Mode WB

WBC		7.5	×10³/μL
RBC		4.16	×10⁶/μL
HGB		12.8	g/dL
HCT		32.2	%
MCV	-	77.4	fL
MCH		30.8	pg
MCHC	+	39.8	g/dL
PLT		231	×10³/μL
LYM%		30.1	%
MXD%		11.0	%
NEUT%		58.9	%
LYM#		2.3	×10³/μL
MXD#		0.8	×10³/μL
NEUT#		4.4	×10³/μL
RDW-SD	-	31.3	fL
RDW-CV	-	9.2	%
PDW		9.2	fL
MPV		10.3	fL
P-LCR		22.5	%
PCT		0.24	%
ResearchW		7.545	×10³/μL
ResearchS		2.258	×10³/μL
ResearchM		0.825	×10³/μL
ResearchL		4.462	×10³/μL

Low

UPT.PKM.LAREN
JL.R.GAMPANG.S
08113544763

Operator

ID. LOW
Date 09/05/2022
Time 10:20
Mode WB

WBC		3.7	×10³/μL
RBC	-	2.36	×10⁶/μL
HGB	-	6.5	g/dL
HCT	-	17.3	%
MCV	-	73.3	fL
MCH		27.5	pg
MCHC	+	37.6	g/dL
PLT		78	×10³/μL
LYM%		19.7	%
MXD%		11.8	%
NEUT%		68.5	%
LYM#		0.7	×10³/μL
MXD#		0.4	×10³/μL
NEUT#		2.6	×10³/μL
RDW-SD	-	32.6	fL
RDW-CV	-	10.0	%
PDW	-	8.6	fL
MPV		9.8	fL
P-LCR		18.3	%
PCT	-	0.08	%
ResearchW		3.715	×10³/μL
ResearchS		0.729	×10³/μL
ResearchM		0.437	×10³/μL
ResearchL		2.549	×10³/μL

Lampiran 17 Hasil Pemeriksaan *Whole Blood Control*

10. Puskesmas J

High

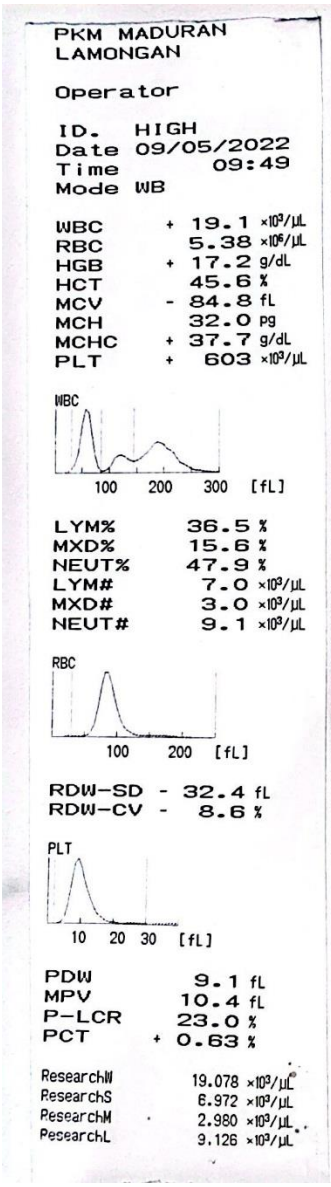

PKM MADURAN
LAMONGAN

Operator

ID. HIGH
Date 09/05/2022
Time 09:49
Mode WB

WBC	+	19.1	×10³/µL
RBC		5.38	×10⁶/µL
HGB	+	17.2	g/dL
HCT		45.6	%
MCV	-	84.8	fL
MCH		32.0	pg
MCHC	+	37.7	g/dL
PLT	+	603	×10³/µL

WBC
100 200 300 [fL]

LYM%	36.5	%
MXD%	15.6	%
NEUT%	47.9	%
LYM#	7.0	×10³/µL
MXD#	3.0	×10³/µL
NEUT#	9.1	×10³/µL

RBC
100 200 [fL]

RDW-SD	-	32.4	fL
RDW-CV	-	8.6	%

PLT
10 20 30 [fL]

PDW	9.1	fL
MPV	10.4	fL
P-LCR	23.0	%
PCT	+ 0.63	%

ResearchW	19.078	×10³/µL
ResearchS	6.972	×10³/µL
ResearchM	2.980	×10³/µL
ResearchL	9.126	×10³/µL

Normal

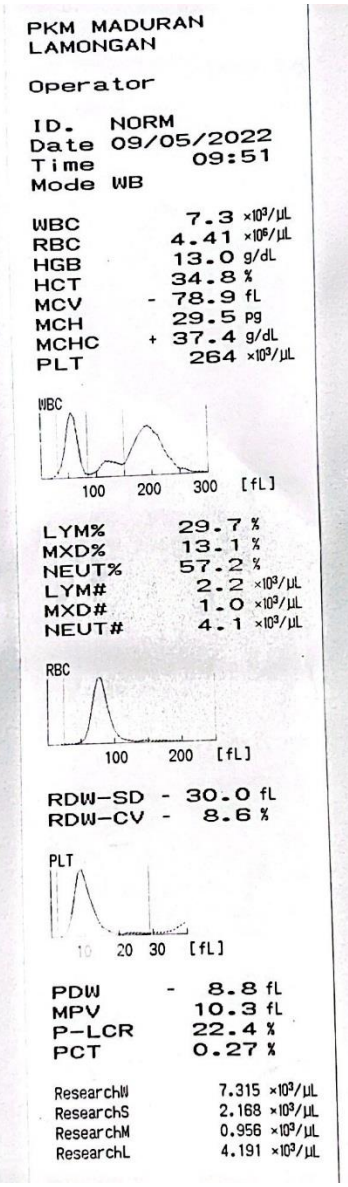

PKM MADURAN
LAMONGAN

Operator

ID. NORM
Date 09/05/2022
Time 09:51
Mode WB

WBC		7.3	×10³/µL
RBC		4.41	×10⁶/µL
HGB		13.0	g/dL
HCT		34.8	%
MCV	-	78.9	fL
MCH		29.5	pg
MCHC	+	37.4	g/dL
PLT		264	×10³/µL

WBC
100 200 300 [fL]

LYM%	29.7	%
MXD%	13.1	%
NEUT%	57.2	%
LYM#	2.2	×10³/µL
MXD#	1.0	×10³/µL
NEUT#	4.1	×10³/µL

RBC
100 200 [fL]

RDW-SD	-	30.0	fL
RDW-CV	-	8.6	%

PLT
10 20 30 [fL]

PDW	-	8.8	fL
MPV		10.3	fL
P-LCR		22.4	%
PCT		0.27	%

ResearchW	7.315	×10³/µL
ResearchS	2.168	×10³/µL
ResearchM	0.956	×10³/µL
ResearchL	4.191	×10³/µL

Low

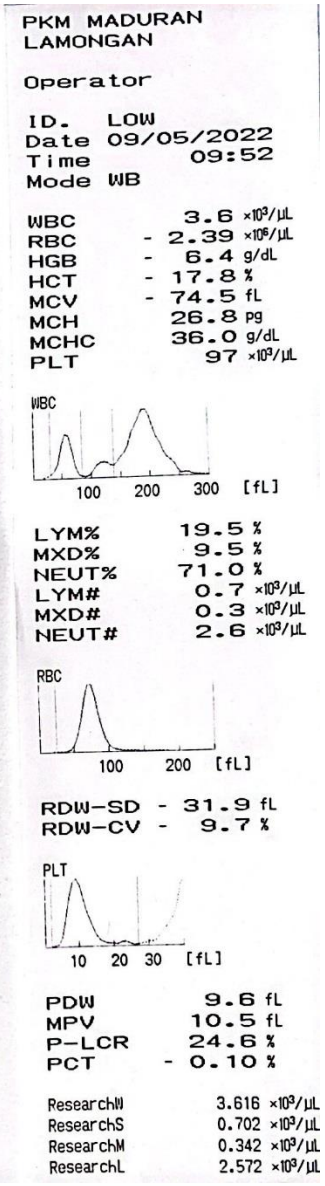

PKM MADURAN
LAMONGAN

Operator

ID. LOW
Date 09/05/2022
Time 09:52
Mode WB

WBC		3.6	×10³/µL
RBC	-	2.39	×10⁶/µL
HGB	-	6.4	g/dL
HCT	-	17.8	%
MCV	-	74.5	fL
MCH		26.8	pg
MCHC		36.0	g/dL
PLT		97	×10³/µL

WBC
100 200 300 [fL]

LYM%	19.5	%
MXD%	9.5	%
NEUT%	71.0	%
LYM#	0.7	×10³/µL
MXD#	0.3	×10³/µL
NEUT#	2.6	×10³/µL

RBC
100 200 [fL]

RDW-SD	-	31.9	fL
RDW-CV	-	9.7	%

PLT
10 20 30 [fL]

PDW		9.6	fL
MPV		10.5	fL
P-LCR		24.6	%
PCT	-	0.10	%

ResearchW	3.616	×10³/µL
ResearchS	0.702	×10³/µL
ResearchM	0.342	×10³/µL
ResearchL	2.572	×10³/µL

Lampiran 18 Hasil Pemeriksaan *Whole Blood Control*

11. Puskesmas K

High

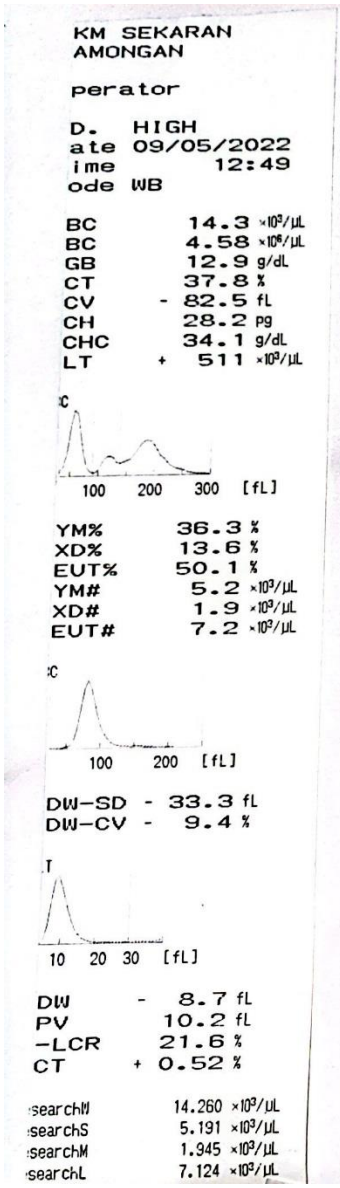
KM SEKARAN
AMONGAN

perator

D. HIGH
ate 09/05/2022
ime 12:49
ode WB

BC	14.3	×10³/μL
BC	4.58	×10⁶/μL
GB	12.9	g/dL
CT	37.8	%
CV	- 82.5	fL
CH	28.2	pg
CHC	34.1	g/dL
LT	+ 511	×10³/μL

:C
100 200 300 [fL]

YM%	36.3	%
XD%	13.6	%
EUT%	50.1	%
YM#	5.2	×10³/μL
XD#	1.9	×10³/μL
EUT#	7.2	×10³/μL

:C
100 200 [fL]

DW-SD	- 33.3	fL
DW-CV	- 9.4	%

:T
10 20 30 [fL]

DW	- 8.7	fL
PV	10.2	fL
-LCR	21.6	%
CT	+ 0.52	%

searchW	14.260	×10³/μL
searchS	5.191	×10³/μL
searchM	1.945	×10³/μL
searchL	7.124	×10³/μL

Normal

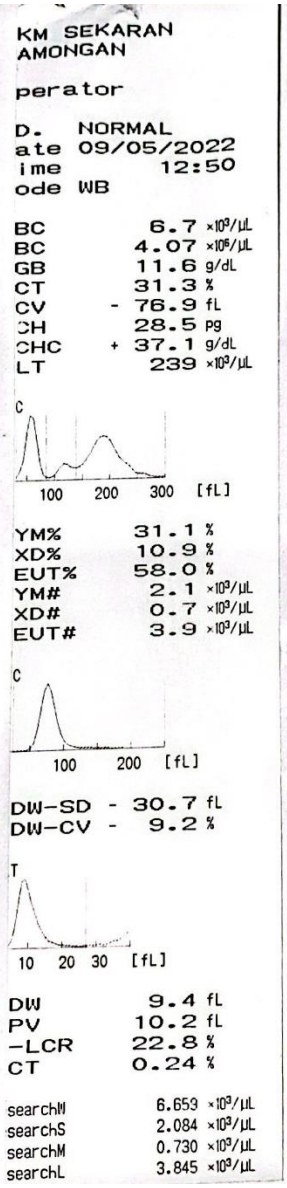
KM SEKARAN
AMONGAN

perator

D. NORMAL
ate 09/05/2022
ime 12:50
ode WB

BC	6.7	×10³/μL
BC	4.07	×10⁶/μL
GB	11.6	g/dL
CT	31.3	%
CV	- 76.9	fL
CH	28.5	pg
CHC	+ 37.1	g/dL
LT	239	×10³/μL

:C
100 200 300 [fL]

YM%	31.1	%
XD%	10.9	%
EUT%	58.0	%
YM#	2.1	×10³/μL
XD#	0.7	×10³/μL
EUT#	3.9	×10³/μL

:C
100 200 [fL]

DW-SD	- 30.7	fL
DW-CV	- 9.2	%

:T
10 20 30 [fL]

DW	9.4	fL
PV	10.2	fL
-LCR	22.8	%
CT	0.24	%

searchW	6.659	×10³/μL
searchS	2.084	×10³/μL
searchM	0.730	×10³/μL
searchL	3.845	×10³/μL

Low

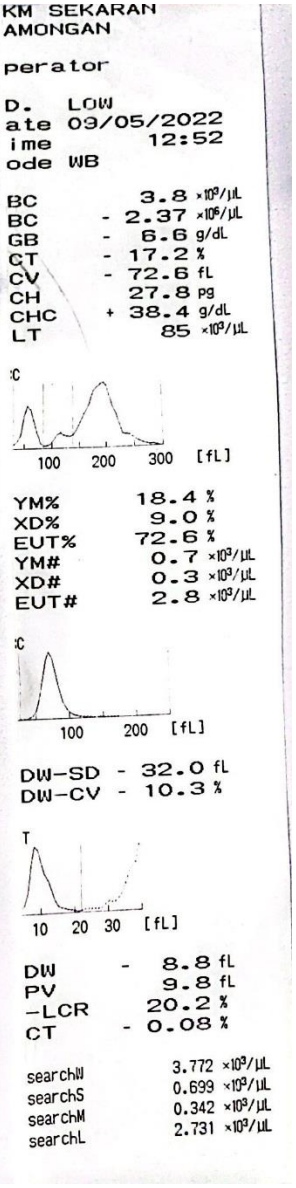
KM SEKARAN
AMONGAN

perator

D. LOW
ate 09/05/2022
ime 12:52
ode WB

BC	3.8	×10³/μL
BC	- 2.37	×10⁶/μL
GB	- 6.6	g/dL
CT	- 17.2	%
CV	- 72.6	fL
CH	27.8	pg
CHC	+ 38.4	g/dL
LT	85	×10³/μL

:C
100 200 300 [fL]

YM%	18.4	%
XD%	9.0	%
EUT%	72.6	%
YM#	0.7	×10³/μL
XD#	0.3	×10³/μL
EUT#	2.8	×10³/μL

:C
100 200 [fL]

DW-SD	- 32.0	fL
DW-CV	- 10.3	%

T
10 20 30 [fL]

DW	- 8.8	fL
PV	9.8	fL
-LCR	20.2	%
CT	- 0.08	%

searchW	3.772	×10³/μL
searchS	0.699	×10³/μL
searchM	0.342	×10³/μL
searchL	2.731	×10³/μL

Lampiran 19 Hasil Pemeriksaan *Whole Blood Control*

12. Puskesmas L

High

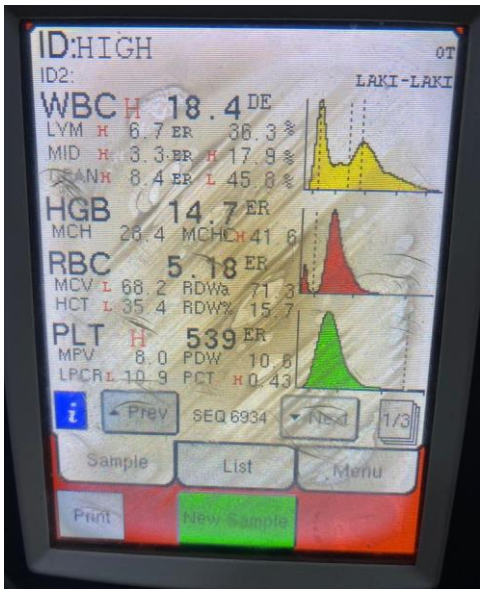

Normal

Low

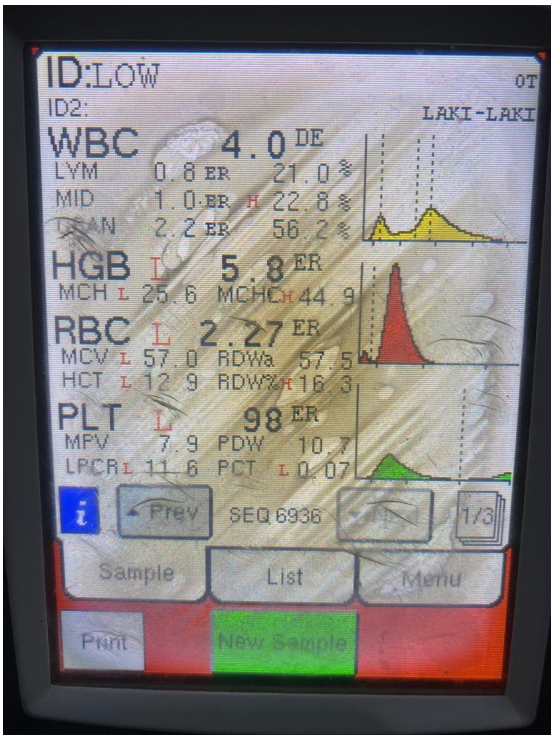

Lampiran 20 Hasil Pemeriksaan *Whole Blood Control*

13. Puskesmas M

PKM TLOGOSADANG
LAMONGAN

Operator

ID. HIGH
Date 10/05/2022
Time 12:18
Mode WB

WBC	+	20.1	$\times 10^3/\mu L$
RBC		5.40	$\times 10^6/\mu L$
HGB	+	17.3	g/dL
HCT		45.6	%
MCV	-	84.4	fL
MCH		32.0	pg
MCHC	+	37.9	g/dL
PLT	+	598	$\times 10^3/\mu L$
LYM%		35.8	%
MXD%		15.6	%
NEUT%		48.6	%
LYM#		7.2	$\times 10^3/\mu L$
MXD#		3.1	$\times 10^3/\mu L$
NEUT#		9.8	$\times 10^3/\mu L$
RDW-SD	-	33.4	fL
RDW-CV	-	9.1	%
PDW		9.4	fL
MPV		10.4	fL
P-LCR		24.1	%
PCT	+	0.62	%
ResearchW		20.112	$\times 10^3/\mu L$
ResearchS		7.196	$\times 10^3/\mu L$
ResearchM		3.136	$\times 10^3/\mu L$
ResearchL		9.780	$\times 10^3/\mu L$

PKM TLOGOSADANG
LAMONGAN

Operator

ID. NORMAL
Date 10/05/2022
Time 12:20
Mode WB

WBC		7.6	$\times 10^3/\mu L$
RBC		4.38	$\times 10^6/\mu L$
HGB		12.9	g/dL
HCT		34.2	%
MCV	-	78.1	fL
MCH		29.5	pg
MCHC	+	37.7	g/dL
PLT		257	$\times 10^3/\mu L$
LYM%		31.0	%
MXD%		10.8	%
NEUT%		58.2	%
LYM#		2.4	$\times 10^3/\mu L$
MXD#		0.8	$\times 10^3/\mu L$
NEUT#		4.4	$\times 10^3/\mu L$
RDW-SD	-	31.3	fL
RDW-CV	-	8.8	%
PDW		9.0	fL
MPV		10.3	fL
P-LCR		22.8	%
PCT		0.27	%
ResearchW		7.572	$\times 10^3/\mu L$
ResearchS		2.356	$\times 10^3/\mu L$
ResearchM		0.821	$\times 10^3/\mu L$
ResearchL		4.395	$\times 10^3/\mu L$

PKM TLO[illegible]ADANG
LAMONGAN

Operator

ID. [illegible]
Date [illegible]05/2022
Time 12:22
Mode WB

WBC		3.7	$\times 10^3/\mu L$
RBC	-	2.41	$\times 10^6/\mu L$
HGB	-	6.3	g/dL
HCT	-	17.6	%
MCV	-	73.0	fL
MCH		26.1	pg
MCHC		35.8	g/dL
PLT		99	$\times 10^3/\mu L$
LYM%		20.2	%
MXD%		10.0	%
NEUT%		69.8	%
LYM#		0.7	$\times 10^3/\mu L$
MXD#		0.4	$\times 10^3/\mu L$
NEUT#		2.6	$\times 10^3/\mu L$
RDW-SD	-	32.6	fL
RDW-CV	-	10.0	%
PDW	-	8.6	fL
MPV		10.2	fL
P-LCR		23.0	%
PCT	-	0.10	%
ResearchW		3.739	$\times 10^3/\mu L$
ResearchS		0.747	$\times 10^3/\mu L$
ResearchM		0.370	$\times 10^3/\mu L$
ResearchL		2.622	$\times 10^3/\mu L$

Lampiran 21 Hasil Pemeriksan *Whole Blood Control*

14. Puskesmas N

High

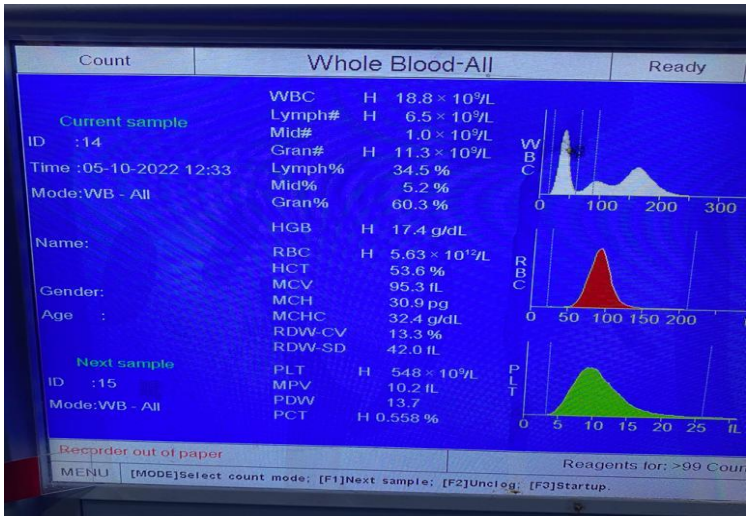

Normal

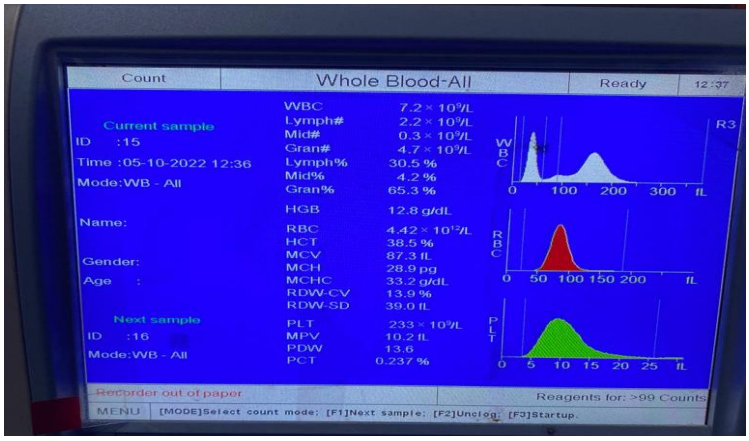

Low

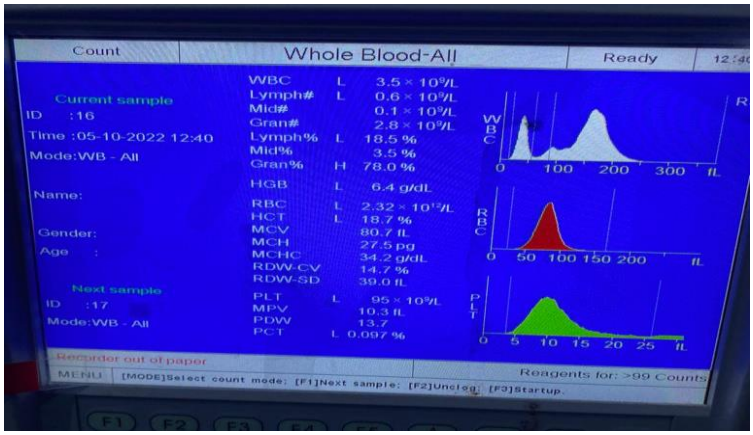

Lampiran 22 Hasil Pemeriksan *Whole Blood Control*

15. Puskesmas O

ID 1: HIGH
ID 2:
Seq.: 1613
Date: 2022-05-
Time: 09:00
Prof.: Blood
Asp.: Open Tub
Oper.:
Notes:

WBC	14.9	▲	DE
LYM	5.3	▲	ER
LYM%	35.8		ER
MID	2.3	▲	ER
MID%	15.2	▲	ER
GRA	7.3		ER
GRA%	49.0		ER
HGB	18.4	▲	ER
MCH	34.3		ER
MCHC	40.1	▲	ER
RBC	5.35		ER
MCV	85.6		ER
HCT	45.8		ER
RDWa	64.4		ER
RDW	11.6		ER
PLT	527	▲	ER
MPV	8.7		ER
PDW	10.5		ER
PCT	0.46		ER
LPCR	14.0		ER

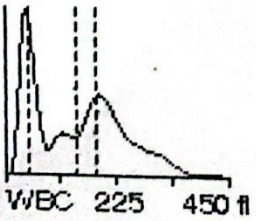

ID 1: NORMAL
ID 2:
Seq.: 1614
Date: 2022-05-1
Time: 09:03
Prof.: Blood
Asp.: Open Tube
Oper.:
Notes:

WBC	5.7		DE
LYM	1.5		ER
LYM%	26.9		ER
MID	1.0		ER
MID%	16.4	▲	ER
GRA	3.2		ER
GRA%	56.7		ER
HGB	13.6		ER
MCH	31.5		ER
MCHC	40.1	▲	ER
RBC	4.31		ER
MCV	78.5		ER
HCT	33.8	▼	ER
RDWa	57.4		ER
RDW	11.7		ER
PLT	219		ER
MPV	9.3		ER
PDW	11.2		ER
PCT	0.20		ER
LPCR	19.4		ER

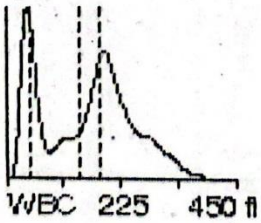

ID 1:
ID 2:
Seq.: 1616
Date: 2022-05-1
Time: 09:06
Prof.: Blood
Asp.: Open Tube
Oper.:
Notes:

WBC	3.0	▼	DE
LYM	0.5		ER
LYM%	18.6		ER
MID	0.6		ER
MID%	18.5	▲	ER
GRA	1.9		ER
GRA%	62.9		ER
HGB	7.1	▼	ER
MCH	31.0		ER
MCHC	43.2	▲	ER
RBC	2.29	▼	ER
MCV	71.9	▼	ER
HCT	16.4	▼	ER
RDWa	53.6		ER
RDW	12.9		ER
PLT	75	▼	ER
MPV	9.1		ER
PDW	11.5		ER
PCT	0.06		ER
LPCR	20.1		ER

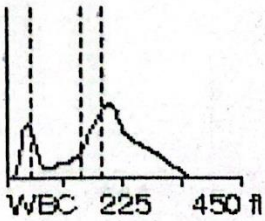

Lampiran 23 Hasil Pemeriksaan *Whole Blood Control*

16. Puskesmas P

High

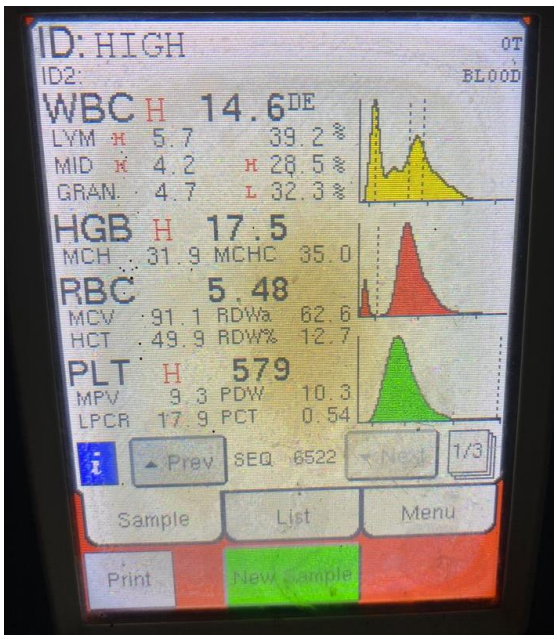

Normal

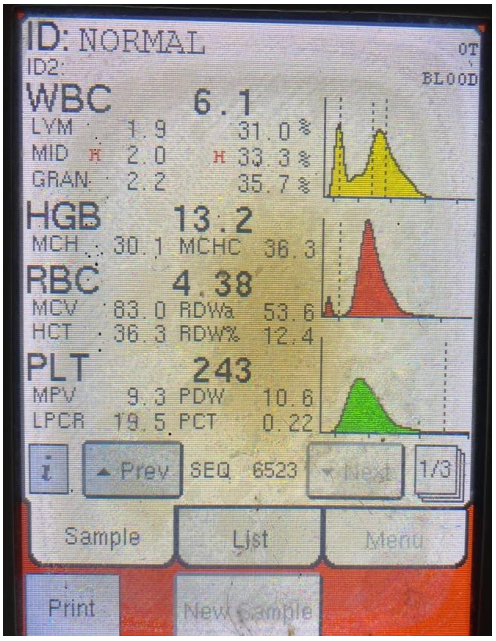

Low

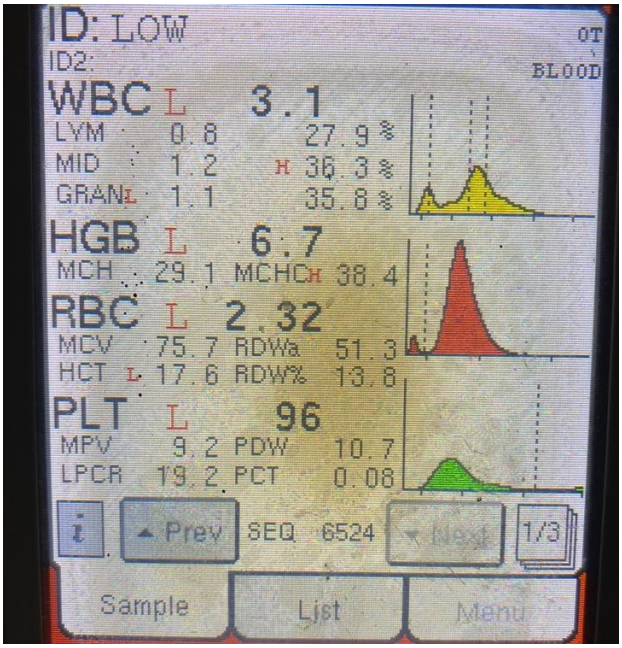

Lampiran 24 Hasil Pemeriksaan *Whole Blood Control*

17. Puskesmas Q

High

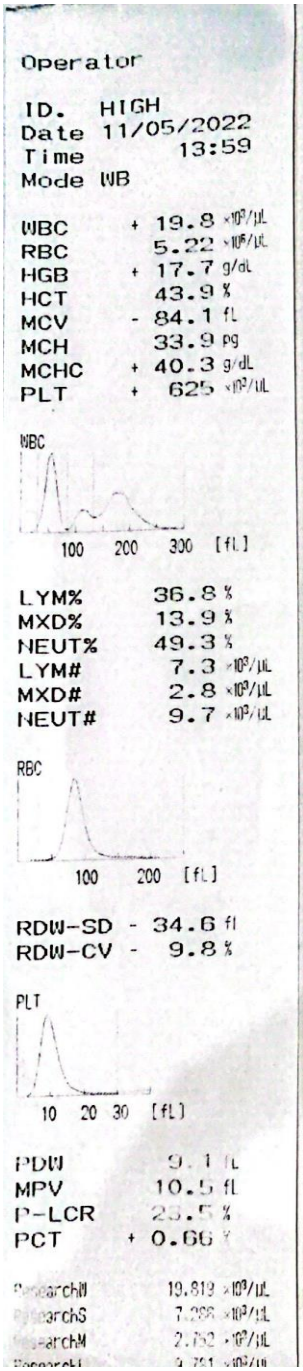

Operator

ID. HIGH
Date 11/05/2022
Time 13:59
Mode WB

WBC	+ 19.8	×10³/μL
RBC	5.22	×10⁶/μL
HGB	+ 17.7	g/dL
HCT	43.9	%
MCV	- 84.1	fL
MCH	33.9	pg
MCHC	+ 40.3	g/dL
PLT	+ 625	×10³/μL

WBC
100 200 300 [fL]

LYM%	36.8	%
MXD%	13.9	%
NEUT%	49.3	%
LYM#	7.3	×10³/μL
MXD#	2.8	×10³/μL
NEUT#	9.7	×10³/μL

RBC
100 200 [fL]

RDW-SD	- 34.6	fl
RDW-CV	- 9.8	%

PLT
10 20 30 [fL]

PDW	9.1	fL
MPV	10.5	fL
P-LCR	23.5	%
PCT	+ 0.66	%

ResearchW	19.819	×10³/μL
ResearchS	7.288	×10³/μL
ResearchM	2.752	×10³/μL
ResearchL	9.781	×10³/μL

Normal



Operator

ID. NORMAL
Date 11/05/2022
Time 14:01
Mode WB

WBC	7.6	×10³/μL
RBC	4.29	×10⁶/μL
HGB	13.2	g/dL
HCT	33.5	%
MCV	- 78.1	fL
MCH	30.8	pg
MCHC	+ 39.4	g/dL
PLT	261	×10³/μL

WBC
100 200 300 [fL]

LYM%	29.4	%
MXD%	12.2	%
NEUT%	58.4	%
LYM#	2.2	×10³/μL
MXD#	0.9	×10³/μL
NEUT#	4.5	×10³/μL

RBC
100 200 [fL]

RDW-SD	- 31.9	fL
RDW-CV	- 9.5	%

PLT
10 20 30 [fL]

PDW	9.5	fL
MPV	10.4	fL
P-LCR	24.0	%
PCT	0.27	%

ResearchW	7.639	×10³/μL
ResearchS	2.234	×10³/μL
ResearchM	0.927	×10³/μL
ResearchL	4.478	×10³/μL

Low



Operator

ID. LOW
Date 11/05/2022
Time 14:02
Mode WB

WBC	3.6	×10³/μL
RBC	- 2.33	×10⁶/μL
HGB	- 6.5	g/dL
HCT	- 17.1	%
MCV	- 73.4	fL
MCH	27.9	pg
MCHC	+ 38.0	g/dL
PLT	97	×10³/μL

WBC
100 200 300 [fL]

LYM%	20.1	%
MXD%	8.7	%
NEUT%	71.2	%
LYM#	0.7	×10³/μL
MXD#	0.3	×10³/μL
NEUT#	2.6	×10³/μL

RBC
100 200 [fL]

RDW-SD	- 34.0	fL
RDW-CV	11.0	%

PLT
10 20 [fL]

PDW	[illegible]	fL
MPV	10.3	fL
P-LCR	25.7	%
PCT	- 0.10	%

ResearchW	[illegible]	×10³/μL
ResearchS	[illegible]	×10³/μL
ResearchM	[illegible]	×10³/μL

Lampiran 25 Hasil Pemeriksaan *whole blood control*

18. Puskesmas

High

PKM PAYAMAN

Operator

ID. HIGH
Date 12/05/2022
Time 09:48
Mode WB

WBC	WL*	19.5	[illegible]
RBC		5.23	[illegible]
HGB		16.4	g/dL
HCT		42.0	%
MCV	-	80.3	fL
MCH		31.4	[illegible]
MCHC	+	39.0	[illegible]
PLT	AG*	651	[illegible]
LYM%	WL*	29.5	%
MXD%	WL*	18.4	%
NEUT%	WL*	52.1	%
LYM#	WL*	5.8	×10³/μL
MXD#	WL*	3.6	×10³/μL
NEUT#	WL*	10.1	×10³/μL
RDW-SD	-	32.2	fL
RDW-CV	-	9.1	%
PDW	*	9.1	fL
MPV	*	10.0	fL
P-LCR	*	21.0	%
PCT	*	0.65	%
ResearchW		19.431	×10³/μL
ResearchM		3.755	×10³/μL
		3.588	×10³/[illegible]

Normal

PKM PAYAMAN

Operator

ID. NORMAL2
Date 12/05/2022
Time 10:06
Mode WB

WBC	WL*	7.8	×10³/μL
RBC		4.32	×10⁶/μL
HGB	*	12.5	g/dL
HCT		32.5	%
MCV	-	75.2	fL
MCH	*	28.9	pg
MCHC	*	38.5	g/dL
PLT	PL*	498	×10³/μL
LYM%	WL*	21.7	%
MXD%	WL*	15.3	%
NEUT%	WL*	63.0	%
LYM#	WL*	1.7	×10³/μL
MXD#	WL*	1.2	×10³/μL
NEUT#	WL*	4.9	×10³/μL
RDW-SD	-	30.7	fL
RDW-CV	-	9.1	%
PDW	MP	---.-	fL
MPV	PL	---.-	fL
P-LCR	PL	---.-	%
PCT	PL+	--.--	%
ResearchW		7.812	×10³/μL
ResearchS		1.693	×10³/μL
ResearchM		1.193	×10³/μL
ResearchL		4.946	×10³/μL

Low

PKM PAYAMAN

Operator

ID. LOW2
Date 12/05/2022
Time 10:07
Mode WB

WBC		3.2	×10³/μL
RBC	-	2.35	×10⁶/μL
HGB	-	6.4	g/dL
HCT	-	16.5	%
MCV	-	70.2	fL
MCH		27.2	pg
MCHC	+	38.8	g/dL
PLT	PL*	269	×10³/μL
LYM%	-	2.8	%
MXD%		14.3	%
NEUT%		82.9	%
LYM#		0.1	×10³/μL
MXD#		0.5	×10³/μL
NEUT#		2.6	
RDW-SD	-	32.6	fL
RDW-CV		11.1	%
PDW	PL*	11.0	fL
MPV	PL*	7.8	fL
P-LCR	PL*	15.7	%
PCT	PL*	0.21	%
ResearchW		3.716	×10³/μL
ResearchS		0.[illegible]	×10³/μL
ResearchM		0.459	×10³/μL
ResearchL		2.670	×10³/μL

Lampiran 26 Hasil Pemeriksaan *Whole Blood Control*

19. Puskesma S

High Normal Low

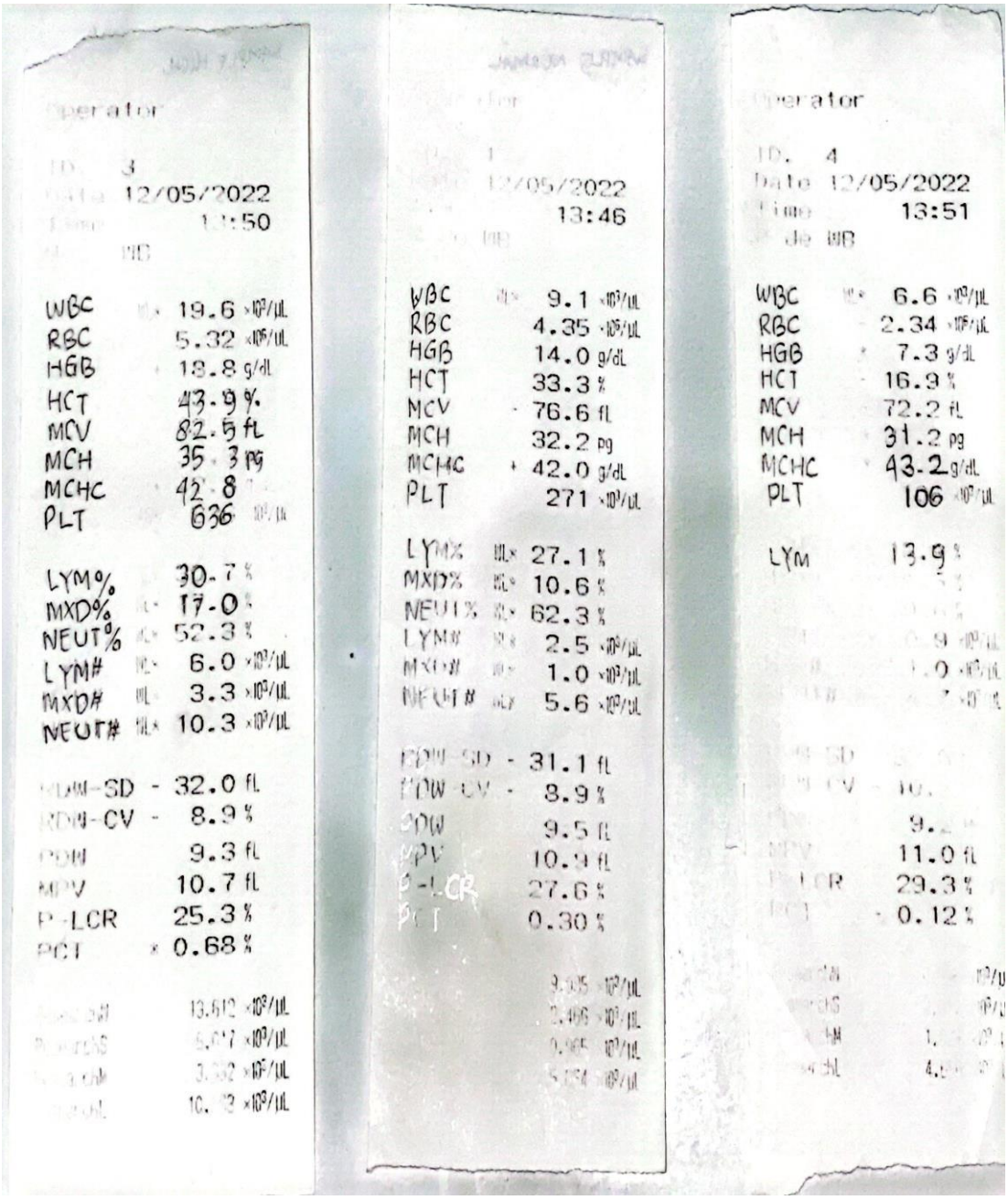

High		Normal		Low	
Operator		Operator		Operator	
ID.	3	ID.	1	ID.	4
Date	12/05/2022	Date	12/05/2022	Date	12/05/2022
Time	13:50	Time	13:46	Time	13:51
WBC	19.6 ×10³/μL	WBC	9.1 ×10³/μL	WBC	6.6 ×10³/μL
RBC	5.32 ×10⁶/μL	RBC	4.35 ×10⁶/μL	RBC	2.34 ×10⁶/μL
HGB	18.8 g/dL	HGB	14.0 g/dL	HGB	7.3 g/dL
HCT	43.9 %	HCT	33.3 %	HCT	16.9 %
MCV	82.5 fL	MCV	76.6 fL	MCV	72.2 fL
MCH	35.3 pg	MCH	32.2 pg	MCH	31.2 pg
MCHC	42.8	MCHC	42.0 g/dL	MCHC	43.2 g/dL
PLT	636	PLT	271 ×10³/μL	PLT	106
LYM%	30.7 %	LYM%	27.1 %	LYM	13.9 %
MXD%	17.0 %	MXD%	10.6 %		
NEUT%	52.3 %	NEUT%	62.3 %		
LYM#	6.0 ×10³/μL	LYM#	2.5 ×10³/μL		
MXD#	3.3 ×10³/μL	MXD#	1.0 ×10³/μL		
NEUT#	10.3 ×10³/μL	NEUT#	5.6 ×10³/μL		
RDW-SD	32.0 fL	RDW-SD	31.1 fL		
RDW-CV	8.9 %	RDW-CV	8.9 %		
PDW	9.3 fL	PDW	9.5 fL		
MPV	10.7 fL	MPV	10.9 fL	MPV	11.0 fL
P-LCR	25.3 %	P-LCR	27.6 %	P-LCR	29.3 %
PCT	0.68 %	PCT	0.30 %	PCT	0.12 %

Lampiran 27 Daftar Nama Puskesmas

No.	Kode Puskesmas	Nama Puskesmas
1.	A	Pkm. Turi
2.	B	Pkm. Deket
3.	C	Pkm. Lamongan
4.	D	Pkm. Tikung
5.	E	Pkm. Kembangbahu
6.	F	Pkm. Sarirejo
7.	G	Pkm. Sumberaji
8.	H	Pkm. Sukodadi
9.	I	Pkm. Laren
10.	J	Pkm. Maduran
11.	K	Pkm. Sekaran
12.	L	Pkm. Kalitengah
13.	M	Pkm. Tlogosadang
14.	N	Pkm. Brondong
15.	O	Pkm. Karangbinangun
16.	P	Pkm. Glagah
17.	Q	Pkm. Karanggeneng
18.	R	Pkm. Payaman
19.	S	Pkm. Paciran

Lampiran 28 *Insert Kit Whole Blood Control*

© Copyright 2020 – Sysmex Asia Pacific Pte Ltd

Revised 11/2017

1 dari 3

sysmex

EIGHTCHECK-3WP ASSAY SHEET

Low Level

LOT 20850821

02-Jul-2022

Model		WBC	RBC	HGB		HCT	MCV	MCH		MCHC		PLT
		[10^3/μL]	[10^6/μL]	[g/dL]	[mmol/L]	[%]	[fL]	[pg]	[amol]	[g/dL]	[mmol/L]	[10^3/μL]
K-800	Range	4.1	2.39	6.8	4.2	18.9	81.0	29.8	1851	39.5	24.5	112
K-1000		3.3	2.19	6.2	3.8	16.1	71.8	27.0	1675	34.7	21.5	60
K-4500 [1]	Mean	3.7	2.29	6.5	4.0	17.5	76.4	28.4	1763	37.1	23.0	86
	Limit %	10.0	4.50	4.5	4.5	8.0	6.0	5.0	5.0	6.5	6.5	30
K-4500 Closed Mode	Range	4.0	2.43	6.9	4.2	19.0	81.0	30.4	1886	40.3	25.0	112
		3.0	2.15	6.1	3.8	16.0	71.8	26.4	1640	33.9	21.0	54
	Mean	3.5	2.29	6.5	4.0	17.5	76.4	28.4	1763	37.1	23.0	83
	Limit %	15.0	6.00	6.0	6.0	8.3	6.0	7.0	7.0	8.5	8.5	35
XX-21N XX-21	Range	4.1	2.46	6.9	4.3	19.3	80.7	29.9	1855	40.1	24.8	116
		3.3	2.22	6.3	3.9	16.3	71.5	26.5	1645	34.1	21.2	62
	Mean	3.7	2.34	6.6	4.1	17.8	76.1	28.2	1750	37.1	23.0	89
	Limit %	12.0	5.00	5.0	5.0	8.5	6.0	6.0	6.0	8.0	8.0	30
	Limit #	0.4	0.12	0.3	0.2	1.5	4.6	1.7	105	3.0	1.8	27
pocH-100i	Range	3.8	2.55	6.9	4.2	20.8	85.3	28.9	1793	36.6	22.7	108
		2.8	2.27	6.1	3.8	17.6	74.1	25.1	1559	31.2	19.3	58
	Mean	3.3	2.41	6.5	4.0	19.2	79.7	27.0	1676	33.9	21.0	83
	Limit %	14.0	6.00	6.0	6.0	8.5	7.0	7.0	7.0	8.0	8.0	30
	Limit #	0.5	0.14	0.4	0.2	1.6	5.6	1.9	117	2.7	1.7	25
XP series	Range	3.7	2.46	6.7	4.2	19.4	81.1	29.0	1802	38.7	24.0	112
		2.9	2.22	6.1	3.8	16.4	71.9	25.8	1598	32.9	20.4	60
	Mean	3.3	2.34	6.4	4.0	17.9	76.5	27.4	1700	35.8	22.2	86
	Limit %	12.0	5.00	5.0	5.0	8.5	6.0	6.0	6.0	8.0	8.0	30
	Limit #	0.4	0.12	0.3	0.2	1.5	4.6	1.6	102	2.9	1.8	26

Model		W-SCR/ LYM	W-MCR/ MXD	W-LCR/ NEUT	W-SCC/ LYM	W-MCC/ MXD	W-LCC/ NEUT	W-SMV	W-LMV	RDW-CV	RDW-SD	PDW	MPV	P-LCR	PCT
		[%]	[%]	[%] [2]	[10^3/μL] [2]	[10^3/μL] [2]	[10^3/μL] [2]	[fL]	[fL]	[%]	[fL]	[fL]	[fL]	[%]	[%]
K-1000	Range	20.1	14.0	82.0	0.7	0.5	3.2	50.0	212.5	13.9	31.5	9.6	10.7	28.8	
K-4500 [1]		14.9	8.4	60.6	0.5	0.3	2.2	34.8	153.9	9.7	21.9	6.4	8.7	7.2	
	Mean	17.5	11.2	71.3	0.6	0.4	2.7	42.4	183.2	11.8	26.7	8.0	9.7	18.0	
	Limit %	15.0	25.0	15.0	20.0	25.0	20.0	18.0	16.0	18.0	18.0	20.0	10.0	60.0	
K-4500 Closed Mode	Range	20.1	14.0	82.0	0.7	0.5	3.0	50.0	212.5	13.9	31.5	9.6	10.7	28.8	
		14.9	8.4	60.6	0.5	0.3	2.0	34.8	153.9	9.7	21.9	6.4	8.7	7.2	
	Mean	17.5	11.2	71.3	0.6	0.4	2.5	42.4	183.2	11.8	26.7	8.0	9.7	18.0	
	Limit %	15.0	25.0	15.0	20.0	25.0	20.0	18.0	16.0	18.0	18.0	20.0	10.0	60.0	
XX-21N XX-21	Range	24.0	14.0	79.6	0.9	0.5	3.1	68.3	230.9	12.6	40.2	10.4	10.6	26.7	
		16.0	7.6	58.8	0.5	0.3	2.1	45.5	153.9	8.4	26.8	7.0	8.6	6.7	
	Mean	20.0	10.8	69.2	0.7	0.4	2.6	56.9	192.4	10.5	33.5	8.7	9.6	16.7	
	Limit %	20.0	30.0	15.0	25.0	30.0	20.0	20.0	20.0	20.0	20.0	20.0	10.0	60.0	
	Limit #	4.0	3.2	10.4	0.2	0.1	0.5	11.4	38.5	2.1	6.7	1.7	1.0	10.0	
pocH-100i	Range	24.5	14.7	81.1	0.8	0.4	2.9	71.4	235.2	17.4	49.6	10.4	12.0	34.1	
		14.7	5.1	59.9	0.4	0.2	1.9	47.6	156.8	11.6	33.0	7.0	9.8	8.5	
	Mean	19.6	9.9	70.5	0.6	0.3	2.4	59.5	196.0	14.5	41.3	8.7	10.9	21.3	
	Limit %	25.0	48.0	15.0	30.0	41.0	20.0	20.0	20.0	20.0	20.0	20.0	10.0	60.0	
	Limit #	4.9	4.8	10.6	0.2	0.1	0.5	11.9	39.2	2.9	8.3	1.7	1.1	12.8	
XP series	Range	23.5	13.9	80.2	0.8	0.5	2.8	67.9	225.8	12.1	39.4	10.6	10.8	29.8	0.11
		15.7	7.5	59.2	0.4	0.3	1.8	45.3	150.6	8.1	26.2	7.0	8.8	7.4	0.05
	Mean	19.6	10.7	69.7	0.6	0.4	2.3	56.6	188.2	10.1	32.8	8.8	9.8	18.6	0.08
	Limit %	20.0	30.0	15.0	25.0	30.0	20.0	20.0	20.0	20.0	20.0	20.0	10.0	60.0	43.0
	Limit #	3.9	3.2	10.5	0.2	0.1	0.5	11.3	37.6	2.0	6.6	1.8	1.0	11.2	0.03

Remarks:
1) K-4500: Open Mode assay values
2) These parameters values should be used as a reference only.

CE IVD

Please refer to the package insert for the handling procedure for EIGHTCHECK-3WP.

Assay EIGHTCHECK-3WP Low AP
Part No. 350311
BQ902450C

Authorised representative in the Asia Pacific Region:
Sysmex Asia Pacific Pte Ltd
9 Tampines Grande #06-18, Singapore 528735
sysmex@sysmex-ap.com
www.sysmex-ap.com

Manufacturer: Sysmex Corporation
1-5-1, Wakinohama-Kaigandori,
Chuo-ku, Kobe 651-0073, Japan
www.sysmex.co.jp

Lampiran 29 *Insert Kit Whole Blood Control*

© Copyright 2020 - Sysmex Asia Pacific Pte Ltd

Revised 11/2017

sysmex

EIGHTCHECK-3WP ASSAY SHEET

Normal Level

LOT 20850822

02-Jul-2022

Model		WBC	RBC	HGB		HCT	MCV	MCH		MCHC		PLT
		[10^3/μL]	[10^6/μL]	[g/dL]	[mmol/L]	[%]	[fL]	[pg]	[amol]	[g/dL]	[mmol/L]	[10^3/μL]
K-800	Range	8.4	4.53	13.5	8.3	37.9	84.8	31.4	1949	39.0	24.3	266
K-1000		7.2	4.23	12.7	7.9	32.9	76.8	28.4	1763	35.0	21.7	196
K-4500 [1]	Mean	7.8	4.38	13.1	8.1	35.4	80.8	29.9	1856	37.0	23.0	231
	Limit %	8.0	3.50	3.0	3.0	7.0	5.0	5.0	5.0	5.5	5.5	15
K-4500 Closed Mode	Range	8.4	4.60	13.6	8.4	38.1	84.8	31.7	1967	39.8	24.7	258
		6.4	4.16	12.6	7.8	32.7	76.8	28.1	1745	34.2	21.3	190
	Mean	7.4	4.38	13.1	8.1	35.4	80.8	29.9	1856	37.0	23.0	224
	Limit %	13.0	5.00	4.0	4.0	7.5	5.0	6.0	6.0	7.5	7.5	15
KX-21N KX-21	Range	7.9	4.54	13.5	8.3	37.7	84.3	31.7	1964	39.9	24.7	274
		6.9	4.20	12.7	7.9	32.5	76.3	28.3	1760	34.7	21.5	202
	Mean	7.4	4.37	13.1	8.1	35.1	80.3	30.0	1862	37.3	23.1	238
	Limit %	7.0	4.00	3.0	3.0	7.5	5.0	5.5	5.5	7.0	7.0	15
	Limit #	0.5	0.17	0.4	0.2	2.6	4.0	1.7	102	2.6	1.6	36
pocH-100i	Range	7.7	4.76	13.7	8.5	40.9	88.7	30.4	1888	36.7	22.8	263
		6.5	4.30	12.3	7.7	34.9	78.7	27.0	1674	31.9	19.8	195
	Mean	7.1	4.53	13.0	8.1	37.9	83.7	28.7	1781	34.3	21.3	229
	Limit %	9.0	5.00	5.0	5.0	8.0	6.0	6.0	6.0	7.0	7.0	15
	Limit #	0.6	0.23	0.7	0.4	3.0	5.0	1.7	107	2.4	1.5	34
XP series	Range	7.5	4.51	13.1	8.1	37.4	84.2	30.9	1918	39.1	24.3	276
		6.5	4.17	12.3	7.7	32.2	76.2	27.7	1718	33.9	21.1	204
	Mean	7.0	4.34	12.7	7.9	34.8	80.2	29.3	1818	36.5	22.7	240
	Limit %	7.0	4.00	3.0	3.0	7.5	5.0	5.5	5.5	7.0	7.0	15
	Limit #	0.5	0.17	0.4	0.2	2.6	4.0	1.6	100	2.6	1.6	36

Model		W-SCR/ LYM	W-MCR/ MXD	W-LCR/ NEUT	W-SCC/ LYM	W-MCC/ MXD	W-LCC/ NEUT	W-SMV	W-LMV	RDW-CV	RDW-SD	PDW	MPV	P-LCR	PCT
		[%]	[%]	[%] [2]	[10^3/μL] [2]	[10^3/μL] [2]	[10^3/μL] [2]	[fL]	[fL]	[%]	[fL]	[fL]	[fL]	[%]	[%]
K-1000 K-4500 [1]	Range	30.1	13.8	64.1	2.4	1.0	5.2	50.9	198.5	12.3	29.6	9.0	10.7	28.5	
		26.1	10.2	55.7	2.0	0.8	4.2	35.3	169.1	9.1	21.8	7.4	9.1	9.5	
	Mean	28.1	12.0	59.9	2.2	0.9	4.7	43.1	183.8	10.7	25.7	8.2	9.9	19.0	
	Limit %	7.0	15.0	7.0	10.0	15.0	10.0	18.0	8.0	15.0	15.0	10.0	8.0	50.0	
K-4500 Closed Mode	Range	30.1	13.8	64.1	2.3	1.0	4.8	50.9	198.5	12.3	29.6	9.0	10.7	28.5	
		26.1	10.2	55.7	1.9	0.8	4.0	35.3	169.1	9.1	21.8	7.4	9.1	9.5	
	Mean	28.1	12.0	59.9	2.1	0.9	4.4	43.1	183.8	10.7	25.7	8.2	9.9	19.0	
	Limit %	7.0	15.0	7.0	10.0	15.0	10.0	18.0	8.0	15.0	15.0	10.0	8.0	50.0	
KX-21N KX-21	Range	35.8	13.6	62.1	2.6	1.0	4.7	68.0	222.6	10.6	36.3	9.7	10.5	26.3	
		26.4	8.2	53.9	2.0	0.6	3.9	47.2	164.6	7.8	26.9	7.9	8.9	8.7	
	Mean	31.1	10.9	58.0	2.3	0.8	4.3	57.6	193.6	9.2	31.6	8.8	9.7	17.5	
	Limit %	15.0	25.0	7.0	15.0	25.0	10.0	18.0	15.0	15.0	15.0	10.0	8.0	50.0	
	Limit #	4.7	2.7	4.1	0.3	0.2	0.4	10.4	29.0	1.4	4.7	0.9	0.8	8.8	
pocH-100i	Range	35.2	12.7	63.7	2.5	0.9	4.7	70.9	225.6	16.0	47.3	10.1	11.4	31.7	
		24.0	7.1	55.3	1.9	0.5	3.7	49.3	166.8	11.8	34.9	8.3	9.8	7.9	
	Mean	30.6	9.9	59.5	2.2	0.7	4.2	60.1	196.2	13.9	41.1	9.2	10.6	19.8	
	Limit %	15.0	28.0	7.0	15.0	26.0	12.0	18.0	15.0	15.0	15.0	10.0	8.0	60.0	
	Limit #	4.6	2.8	4.2	0.3	0.2	0.5	10.8	29.4	2.1	6.2	0.9	0.8	11.9	
XP series	Range	35.3	13.5	62.6	2.4	1.0	4.5	67.3	216.8	10.0	35.7	9.6	10.7	28.1	0.34
		26.1	8.1	54.4	1.8	0.6	3.7	46.7	160.2	7.4	26.3	7.8	9.1	9.3	0.14
	Mean	30.7	10.8	58.5	2.1	0.8	4.1	57.0	188.5	8.7	31.0	8.7	9.9	18.7	0.24
	Limit %	15.0	25.0	7.0	15.0	25.0	10.0	18.0	15.0	15.0	15.0	10.0	8.0	50.0	43.0
	Limit #	4.6	2.7	4.1	0.3	0.2	0.4	10.3	28.3	1.3	4.7	0.9	0.8	9.4	0.10

Remarks:
1) K-4500: Open Mode assay values
2) These parameters values should be used as a reference only

Please refer to the package insert for the handling procedure for EIGHTCHECK-3WP.

CE IVD

Assay EIGHTCHECK-3WP Normal AP
Part No. 350312
CX483964C

Authorised representative in the Asia Pacific Region:
Sysmex Asia Pacific Pte Ltd
9 Tampines Grande #06-18, Singapore 528735
sysmex@sysmex-ap.com
www.sysmex-ap.com

Manufacturer: Sysmex Corporation
1-5-1, Wakinohama-Kaigandori,
Chuo-ku, Kobe 651-0073, Japan
www.sysmex.co.jp

Lampiran 30 *Insert Kit Whole Blood Control*

© Copyright 2020 - Sysmex Asia Pacific Pte Ltd

Revised 11/2017

sysmex

EIGHTCHECK-3WP ASSAY SHEET

High Level

LOT 20850823

02-Jul-2022

Model		WBC [10^3/μL]	RBC [10^6/μL]	HGB [g/dL]	HGB [mmol/L]	HCT [%]	MCV [fL]	MCH [pg]	MCH [amol]	MCHC [g/dL]	MCHC [mmol/L]	PLT [10^3/μL]
K-800	Range	21.4	5.42	17.6	10.9	48.9	91.6	34.2	2124	39.3	24.4	580
K-1000		18.2	5.06	16.6	10.3	42.5	82.8	31.0	1922	35.5	22.0	446
K-4500 1)	Mean	19.8	5.24	17.1	10.6	45.7	87.2	32.6	2023	37.4	23.2	513
	Limit %	8.0	3.50	3.1	3.1	7.0	5.0	5.0	5.0	5.0	5.0	13
K-4500	Range	21.2	5.53	17.9	11.1	49.1	91.6	34.6	2144	40.2	24.9	563
Closed Mode		16.4	4.95	16.3	10.1	42.3	82.8	30.6	1902	34.6	21.5	433
	Mean	18.8	5.24	17.1	10.6	45.7	87.2	32.6	2023	37.4	23.2	498
	Limit %	13.0	5.50	4.5	4.5	7.5	5.0	6.0	6.0	7.5	7.5	13
KX-21N	Range	21.0	5.49	17.9	11.1	49.2	91.0	34.6	2148	40.4	25.1	663
KX-21		18.2	5.07	16.7	10.3	42.4	82.4	31.0	1924	35.2	21.9	511
	Mean	19.6	5.28	17.3	10.7	45.8	86.7	32.8	2036	37.8	23.5	587
	Limit %	7.0	4.00	3.5	3.5	7.5	5.0	5.5	5.5	7.0	7.0	13
	Limit #	1.4	0.21	0.6	0.4	3.4	4.3	1.8	112	2.6	1.6	76
pocH-100i	Range	20.4	5.71	18.3	11.3	52.9	95.5	33.8	2095	38.0	23.5	610
		17.0	5.17	16.5	10.3	45.1	84.7	30.2	1877	33.0	20.5	450
	Mean	18.7	5.44	17.4	10.8	49.0	90.1	32.0	1986	35.5	22.0	530
	Limit %	9.0	5.00	5.0	5.0	8.0	6.0	5.5	5.5	7.0	7.0	15
	Limit #	1.7	0.27	0.9	0.5	3.9	5.4	1.8	109	2.5	1.5	80
XP series	Range	19.2	5.47	17.5	10.9	49.0	91.0	33.9	2102	39.7	24.6	640
		16.6	5.05	16.3	10.1	42.2	82.4	30.3	1882	34.5	21.4	492
	Mean	17.9	5.26	16.9	10.5	45.6	86.7	32.1	1992	37.1	23.0	566
	Limit %	7.0	4.00	3.5	3.5	7.5	5.0	5.5	5.5	7.0	7.0	13
	Limit #	1.3	0.21	0.6	0.4	3.4	4.3	1.8	110	2.6	1.6	74

Model		W-SCR/ LYM [%]	W-MCR/ MXD [%]	W-LCR/ NEUT [%] 2)	W-SCC/ LYM [10^3/μL] 2)	W-MCC/ MXD [10^3/μL] 2)	W-LCC/ NEUT [10^3/μL] 2)	W-SMV [fL]	W-LMV [fL]	RDW-CV [%]	RDW-SD [fL]	PDW [fL]	MPV [fL]	P-LCR [%]	PCT [%]
K-1000	Range	34.8	20.6	53.1	7.0	4.0	10.9	52.4	201.1	12.0	32.8	9.0	10.7	29.1	
K-4500 1)		30.2	15.2	46.1	5.8	3.0	8.9	36.4	171.3	8.8	24.2	7.4	9.1	9.7	
	Mean	32.5	17.9	49.6	6.4	3.5	9.9	44.4	186.2	10.4	28.5	8.2	9.9	19.4	
	Limit %	7.0	15.0	7.0	10.0	15.0	10.0	18.0	8.0	15.0	15.0	10.0	8.0	50.0	
K-4500	Range	37.4	22.4	57.0	7.3	4.3	11.2	52.4	216.0	12.3	33.6	9.8	10.9	31.0	
Closed Mode		27.6	13.4	42.2	4.9	2.5	7.4	36.4	156.4	8.5	23.4	6.6	8.9	7.8	
	Mean	32.5	17.9	49.6	6.1	3.4	9.3	44.4	186.2	10.4	28.5	8.2	9.9	19.4	
	Limit %	15.0	25.0	15.0	20.0	25.0	20.0	18.0	16.0	18.0	18.0	20.0	10.0	60.0	
KX-21N	Range	41.2	20.3	51.4	8.1	4.0	10.3	68.8	223.4	10.6	38.6	9.8	10.5	26.7	
KX-21		30.4	12.1	44.6	5.9	2.4	8.5	47.8	165.2	7.8	28.6	8.0	8.9	8.9	
	Mean	35.8	16.2	48.0	7.0	3.2	9.4	58.3	194.3	9.2	33.6	8.9	9.7	17.8	
	Limit %	15.0	25.0	7.0	15.0	25.0	10.0	18.0	15.0	15.0	15.0	10.0	8.0	50.0	
	Limit #	5.4	4.1	3.4	1.1	0.8	0.9	10.5	29.1	1.4	5.0	0.9	0.8	8.9	
pocH-100i	Range	41.3	20.4	51.6	7.7	3.8	10.1	71.2	226.8	16.0	50.3	10.6	11.3	31.5	
		30.5	11.4	44.8	5.7	2.2	7.9	49.4	167.6	11.8	37.1	8.6	9.7	7.9	
	Mean	35.9	15.9	48.2	6.7	3.0	9.0	60.3	197.2	13.9	43.7	9.6	10.5	19.7	
	Limit %	15.0	28.0	7.0	15.0	28.0	12.0	18.0	15.0	15.0	15.0	10.0	8.0	60.0	
	Limit #	5.4	4.5	3.4	1.0	0.8	1.1	10.9	29.6	2.1	6.6	1.0	0.8	11.8	
XP series	Range	41.3	20.8	50.8	7.4	3.8	9.4	68.3	219.0	10.1	37.7	9.7	10.7	28.8	0.80
		30.5	12.4	44.2	5.4	2.2	7.6	47.5	161.8	7.5	27.9	7.9	9.1	9.6	0.32
	Mean	35.9	16.6	47.5	6.4	3.0	8.5	57.9	190.4	8.8	32.8	8.8	9.9	19.2	0.56
	Limit %	15.0	25.0	7.0	15.0	25.0	10.0	18.0	15.0	15.0	15.0	10.0	8.0	50.0	43.0
	Limit #	5.4	4.2	3.3	1.0	0.8	0.9	10.4	28.6	1.3	4.9	0.9	0.8	9.6	0.24

Remarks:
1) K-4500: Open Mode assay values
2) These parameters values should be used as a reference only

Please refer to the package insert for the handling procedure for EIGHTCHECK-3WP

CE IVD

Assay EIGHTCHECK-3WP High AP
Part No. 350313
BP923483C

Authorised representative in the Asia Pacific Region:
Sysmex Asia Pacific Pte Ltd
9 Tampines Grande #06-18, Singapore 528735
sysmex@sysmex-ap.com
www.sysmex-ap.com

Manufacturer: Sysmex Corporation
1-5-1, Wakinohama-Kaigandori,
Chuo-ku, Kobe 651-0073, Japan
www.sysmex.co.jp

Lampiran 31 *Logbook* Penelitian

NO.	TANGGAL	KETERANGAN	DOKUMENTASI
1.	25,April 2022	Pengambilan *whole blood control* 3 level (level abnomal tinggi,normal dan abnormal rendah) di distributor bahan kontrol	
2.	25,April 2022	Penyimpanan *whole blood control* pada kulkas dengan suhu yang ditentukan (2-8 ºC)	
3.	27,April 2022	Pengiriman *whole blood control* ke beberapa puskesmas dengan menggunakan *coolbox*, pengatur suhu *dan icepack* agar tetap dingin dan terjaga suhunya	
4.	27,April 2022	Menjelaskan ke kepala puskesmas tentang penelitian yang akan dilakukan	

NO.	TANGGAL	KETERANGAN	DOKUMENTASI
4.	27,April 2022	Pengisian kuisioner dan surat persetujuan penelitian oleh puskesmas	
5.	27,April 2022	*Whole blood control* 3 level (level abnomal tinggi,normal dan abnormal rendah) di inkubasi pada suhu ruang sebelum digunakan	
6.	27,April 2022	Pemeriksaan *whole blood control* level abnormal tinggi pada alat *hematology analyzer*	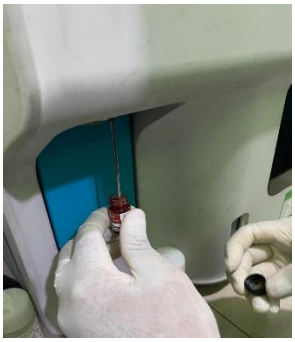
7.	27,April 2022	Pemeriksaan *whole blood control* level normal pada alat *hematology analyzer*	

NO.	TANGGAL	KETERANGAN	DOKUMENTASI
8.	27,April 2022	Pemeriksaan *whole blood control* level abnormal rendah pada alat *hematology analyzer*	
9.	27,April 2022	Hasil pemeriksaan *whole blood control* 3 level(level abnomal tinggi,normal dan abnormal rendah) pada alat *hematology analyzer*	
10.	27,April 2022	*Print out* hasil pemeriksaan *whole blood control* pada alat *hematology analyzer*	

Lampiran 32 Berita Acara Revisi Proposal Skripsi

BERITA ACARA

REVISI PROPOSAL SKRIPSI

Nama : Mirna Elsa Zunita

NIM : P27834118020

Prodi : Sarjana Terapan Teknologi Laboratorium Medis

Judul : Hubungan Intensitas Pelaksanaan Pemantapan Mutu dengan Hasil *Whole Blood Control* pada Parameter Trombosit dan Leukosit di Puskesmas Wilayah Kabupaten Lamongan

NO	DOSEN PENGUJI	TOPIK REVISI	TANDA TANGAN
1	Dr. Anik Handayati, Dra., M.Kes	Merevisi Judul	
2	Drs.Syamsul Arifim, ST, M.Kes	Tidak ada revisi	14/7 2022
3	Suliati, S.Pd, S.Si, M.Kes	Merevisi judul	

Lampiran 33 Berita acara Revisi Skripsi

BERITA ACARA
REVISI SKRIPSI

Nama : Mirna Elsa Zunita

NIM : P27834118020

Prodi : Sarjana Terapan Teknologi Laboratorium Medis

Judul : Hubungan Intensitas Pelaksanaan Pemantapan Mutu dengan Hasil *Whole Blood Control* pada Parameter Trombosit dan Leukosit di Puskesmas Wilayah Kabupaten Lamongan

NO	DOSEN PENGUJI	TOPIK REVISI	TANDA TANGAN
1	Dr. Anik Handayati, Dra., M.Kes	Tidak ada revisi	
2	Drs.Syamsul Arifim, ST, M.Kes	1. Revisi tabel 2. Hipotesis pada hasil penelitian ditulis salah satu saja.	14 3 2022
3	Suliati, S.Pd, S.Si, M.Kes	1. Revisi spasi pada keterangan 2. Lampiran pada prosedur penelitian diurutkan sesuai dengan penelitian yang dilakukan.	